



APRIL - JUNE 2016

# FUNDZ

For Private Circulation Only

WATCH

## YOU CAN DO SO MUCH THROUGH YOUR MOBILE...



RECHARGE



SHOPPING



TAXI BOOKING



FLIGHT BOOKING



FOOD



TRAIN BOOKING



EMAIL




MOBILE BANKING






## NOW MANAGE YOUR WEALTH THROUGH MOBILE WITH



**E-Wealth** Account  
WEALTH ON YOUR FINGERTIPS



Download Mobile Application

APPLE (App Store)    BLACKBERRY (App World)    ANDROID (Play Store)

**Dear Readers,**

The FY 2016-17 has started on a positive note. Equity markets rebounded globally in March after correcting for three months in a row. With global markets and sentiments being positive, the Indian markets also witnessed some momentum with Sensex rising over 10%. The FII's have bought \$3.2bn in equities in India during March while the total inflows in FY16 have been close to Rs. 68,000 crs.

Globally, the renewed strength seen in crude oil prices in recent weeks have pushed up the market sentiments. The oil prices had firmed up on back of the output freeze agreement between Saudi & Russia, supported by falling production in US. This along with lowering of growth expectations in US brought some momentum in markets and investors realigned their investments resulting into higher inflows to emerging markets, including India. However, the global environment today continues to be volatile and sensitive and any news related to US interest rates, Chinese economy or crude oil prices may easily impact the sentiments.

On the domestic front, the markets cheered the growth and investment focused budget which had a host of positive policy developments. The budget was visibly focused on the weak rural economy which has dried up after two successive below normal monsoons. The government's commitment to infrastructure investments is now reflecting in the order books of many players. The structural problem of banks' balance sheet is a work in progress with the regulators & banks currently involved in cleansing, settlement and recovery procedures. The government has successfully managed to keep inflation under control and this has also given rise to expectations of continued fall in interest rates going forward. To its' credit, the government has also taken the bold decision to lower post office & small savings interest rates. In its latest monetary policy meet held on April 5th, RBI too delivered a 25bps rate cut and announced its intentions to progressively lower the deficit in the banking system liquidity. The RBI has been doing great and its' policy stance has been supportive of the government's plans to revive the economy.

While the macro factors look well placed, it continues to be a challenging time for the economy. Fortunately, the government has been doing all it can to revive the economy but there are global and domestic factors beyond its' control putting their weights on growth. With subdued global business environment, hopes of an impressive domestic revival in short term now rests largely on the monsoons - just what may be needed to see a jump in corporate earnings. Going forward, we also see interest rates easing further during this year, especially with inflation continuing to be under control. The government has been laying foundations for a strong sustainable growth in the economy through reforms and efficient administration. The two years of this government has now seen the economy move into a favourable revival cycle with low inflation, low commodity prices, falling interest rates and increased investments; all put together point to a positive growth trajectory for corporate earnings moving forward.

At NJ, we are keeping track of the major developments impacting us. You can also keep track of the important news and events and also read interesting articles and interviews by visiting your online desk and accessing E-Saathi / Wealth Watch, your primary source of information & updates. Do write to us at [publications@njgroup.in](mailto:publications@njgroup.in) if you have any valuable feedbacks or suggestions to help us improve our efforts in keeping you informed and updated.

Warm regards,  
Fundz Watch Team.

## Index

Economy News .....	1
International News .....	2
Equity Market .....	3
Debt Market .....	4
Forex .....	4
MF News .....	6
Fundz This Quarter .....	7
MF Industry AUM .....	7
Load Structure .....	9
Funds Snapshot .....	14
SIP Scorecard .....	31
SIP Information .....	38
Terminology & Definitions .....	38
Performance Scorecard .....	39
Risk Ratios - Equity .....	59
Risk Ratios - Balance .....	62



### March CPI eases to six-month low of 4.83%; Feb IIP rebounds to 2%

Retail inflation measured by the Consumer Price Index (CPI) eased to a six-month low of 4.83 per cent in March from 5.26 per cent in February according to data released by the Central Statistics Office. Also, the industrial output in the country rose by 2 per cent in February after falling continuously for three consecutive months. Inflation was at 5.25 per cent in March 2015. Retail inflation is now trending below the RBI's CPI target of 5 per cent by the end of the current financial year. Food inflation, the biggest component of CPI, also eased to 5.21 per cent in March, down from 5.3 per cent in February.

### India to notch up to 7.5% growth in 2016-17: IMF

Driven by private consumption and increased industrial activity, India's growth is projected to notch up to 7.5% in 2016-17, overtaking China's GDP by more than 1%, the IMF has said. Retaining its last October forecast, the International Monetary Fund in its latest World Economic Outlook report said, With the revival of sentiment and pickup in industrial activity, a recovery of private investment is expected to further strengthen growth. The World Economic Outlook report noted that in India, monetary conditions remain consistent with achieving the inflation target of 5% in the first half of 2017, although an unfavourable monsoon and an expected public sector wage increase pose upside risks.

### India less susceptible to external shocks, credit positive: Moody's

Low commodity prices and better FDI inflows have reduced India's vulnerability to external shocks which is 'credit positive' for India, Moody's Investors Service has said. We do not expect a significant renewed widening of India's current account deficit (CAD). Our assumption that commodity prices will remain low in 2016 and 2017 supports this view, while FDI inflows are likely to climb in response to government measures, it said. In a report it said that India's external financing needs have diminished significantly over the last three years. It said low commodity prices will keep imports in check and gradual pick up in domestic demand could push up import volumes.

### Consumer sentiment rises to 4-month high in March

Consumer sentiment in India jumped to a four-month high in March but consumers remained concerned about the current state of their finances and the wider economy, a Deutsche Boerse report says. The MNI India Consumer Sentiment Indicator rose to 111.2 in March from 108.9 in February, led by optimistic expectations for future finances and business conditions while sentiment towards spending took a backseat. In the last 12 months, confidence has increased only four times and in spite of this month's rise, sentiment towards current finances and the business environment in general remains weak.

### FM sees FY16 GDP growth at 7.6%; hopes for better rate next year

Pegging India's GDP growth rate at 7.6% for the fiscal 2015-16, Finance Minister Arun Jaitley has said it is "much less" than its potential and expressed hope for better numbers next year. Jaitley also said that India earlier had a bad reputation of not being the best place to do business, but the governments at the Centre and states have made considerable headway in reforming the system. As the current financial year ends today, we hope to finish this year at 7.6% growth rate which is much less than our potential. We are hopeful that we will do better than this next year. Stressing on the importance of GST, Jaitley said its implementation could further add to the growth story of India.

### Agri growth may jump to 6% in FY17: NITI Aayog

Agriculture growth could jump to 6 per cent in year 2016-17 from 1.2 per cent, at present, if monsoon turns out to be normal, NITI Aayog member Ramesh Chand has said. Due to poor monsoon the agriculture growth was negative in 2014-15 at 0.25 per cent and in 2015-16 and it is expected to be at 1.2 per cent, Chand added. In 2016-17, if monsoon turns out to be normal, one can expect 6 per cent growth in agriculture. And such a jump is possible as there is very low base due to poor monsoon in last two years. India Meteorological Department is expected to release its monsoon forecast during last week of April.

### Highest ever urea output of 24.5 mt in FY16

India had its highest-ever urea production of 24.5 million tonnes in 2015-16. This could lead to reduction of import by two mt, the government said. Production was 22.5 mt in 2014-15. Ananth Kumar, the minister, said the next target should be produce 31 mt annually in the next two-three years, negating the need for any import. In the past year, a silent urea revolution has taken place in the country, a remarkable achievement. Urea's now-compulsory neem coating was also acting as an insecticide and benefiting soil health, he said. Urea is a controlled fertiliser and is sold at a fixed Rs 5,360 a tonne. The difference with cost of production is paid as a subsidy to manufacturers.

### EPFO to invest more in govt bonds, FinMin hikes limit to 65%

Retirement fund body EPFO can now invest up to 65% of its investible deposits in government bonds, up from 50% currently, a senior official has said. A proposal by the Labour Ministry in this regard has been approved by the Finance Ministry, which will pave the way for additional Rs 11,000 crore investment by EPFO in government bonds every year. EPFO has been allowed to invest 5% in equity. Now out of remaining 95%, it can invest up to 65% in government securities. Thus share of private and public sector bonds will go down correspondingly.

### Domestic car sales down 0.3% in March

Domestic passenger car sales declined 0.3 per cent to 1,75,730 units in March from 1,76,260 units in the same month last year. However, motorcycle sales grew last month by 10.15 per cent to 9,46,758 units as against 8,59,521 units a year ago, according to data released by the Society of Indian Automobile Manufacturers (SIAM). Total two-wheeler sales in March rose by 10.92 per cent to 14,67,714 units as against 13,23,184 units in the same month last year. For the entire fiscal 2015-16, domestic car sales grew by 7.87 per cent to 20,25,479 units compared with 18,77,706 units in the 2014-15.

(Source : Reuters, Economic Times, Business Standard)



### IMF supports move to negative rates by some central banks

The International Monetary Fund said on Sunday that a move to negative rates by some of the world's central banks would help deliver extra monetary stimulus and ease lending conditions. Six of the world's central banks have introduced negative rates, most notably the Bank of Japan and the European Central Bank, and around a quarter of the world economy by output is now experiencing official rates that are less than zero. They have achieved this by cutting deposit rates into negative territory, ranging from minus five basis points in Hungary to minus 125 basis points in Sweden essentially a "tax" on deposits. Negative interest rates were first adopted in Sweden, Denmark and Switzerland in a bid to halt currency appreciation against the Euro and Hungary's central bank has also joined the move.

### World Bank trims 2016, 2017 East Asia growth forecasts, cites risks to outlook

The World Bank trimmed its 2016 and 2017 economic growth forecasts for developing East Asia and Pacific, and said the outlook was clouded by risks such as uncertainty over China's growth prospects, financial market volatility and further falls in commodity prices. The Washington-based lender now expects the developing East Asia and Pacific (EAP) region, which includes China, to grow 6.3 percent in 2016 and 6.2 percent in 2017, slowing from 6.5 percent growth in 2015. Its previous forecast in October was 6.4 percent growth in 2016 and 6.3 percent in 2017. The expected slowdown in the region is mainly due to the continued moderation of growth in China, which is likely to see growth slow to 6.7 percent in 2016 and 6.5 percent in 2017, from 6.9 percent in 2015, the bank said. The growth forecasts for China were unchanged from October.

### China March consumer inflation stable, but producer prices fall again

China's consumer price inflation rose less than expected in March, flattening out after a four-month strengthening trend, but wholesale prices remained stubbornly in deflation. Consumer prices in March rose 2.3 per cent, below a median forecast of 2.5 per cent in a Reuters poll but equal to February's increase of 2.3 per cent. Although the prior month's figure represented the fastest rise in more than a year, the increase was driven largely by sharp gains in food prices following an unexpectedly harsh winter. Economists have been watching closely to see how inflation evolves in China this year following a prolonged easing campaign by the central bank beginning in late 2014, which has boosted credit, but has yet to result in substantial price increases.

### Yellen, alongside Fed alum, says rate hikes on track

The U.S. economy is on a solid course with some hints of inflation so the Federal Reserve is on track for further interest rate hikes, Federal Reserve Chair Janet Yellen said in a defence of her decision to tighten policy late last year. In a rare spectacle, Yellen spoke on a New York panel alongside her three predecessors who ran the world's most powerful central bank. She said that, seven years after the brutal financial crisis, the U.S. labor market was now 'close' to full strength, again arguing that inflation would not be held down much longer by the strong dollar and low oil prices. The Fed raised its benchmark policy rate in December, the first increase in nearly a decade, to between 0.25 percent to 0.5 percent.

(Source : Bloomberg, Reuters)

March 2016 - Global Indices								
Indices	Close	Percentage Change						
		1 month	3 months	1 year	3 years	5 years	10 years	
Developed	All Ordinaries (Australia)	5151.79	4.12	-3.61	-12.11	1.14	0.89	0.13
	Dow Jones Ind Avg (USA)	17685.09	7.08	1.49	-0.51	6.65	7.50	4.76
	FTSE 100 (UK)	6174.90	1.28	-1.08	-8.83	-1.25	0.89	0.35
	Hang Seng (Hong Kong)	20776.70	8.71	-5.19	-16.56	-2.33	-2.46	2.77
	Nasdaq (USA)	4869.85	6.84	-2.75	-0.63	14.23	11.86	7.61
	Nikkei 225 (Japan)	16758.67	4.57	-11.95	-12.75	10.57	11.43	-0.18
Emerging	S&P BSE Sensex	25341.86	10.17	-2.97	-9.36	10.40	5.44	8.43
	Bovespa (Brazil)	50055.27	16.97	15.47	-2.14	-3.87	-6.11	2.81
	Jakarta Composite (Indonesia)	4845.37	1.56	5.49	-12.20	-0.65	5.66	13.86
	KLSE Composite (Malaysia)	1717.58	3.80	1.48	-6.18	0.91	2.14	6.37
	PSE Composite (Philippines)	7262.30	8.86	4.46	-8.54	1.98	12.36	12.71
	RTS Index (Russia)	877.02	14.39	15.92	-0.16	-15.52	-15.57	-4.80
	Seoul Composite (S. Korea)	1995.85	4.13	1.76	-2.21	-0.15	-1.08	3.91
	SET (Thailand)	1407.70	5.65	9.29	-6.52	-3.39	6.09	6.74
	Shanghai Composite (China)	3003.92	11.75	-15.12	-19.85	10.33	0.51	8.75
	Straits Times (Singapore)	2840.90	6.54	-1.45	-17.58	-4.95	-1.77	1.15
Taiwan Weighted (Taiwan)	8744.83	3.01	4.88	-8.78	3.36	0.14	2.83	

All figures are as of 31st Mar, 2016

## HIGHLIGHTS

- Global equity markets saw a volatile quarter with emerging markets and developed markets getting equally impacted by global risk aversion. As the global economy continues to jostle with tepid recovery, Bank of Japan became the second major institution to adopt negative interest rates after ECB, even as both these central banks continued with quantitative easing. US Federal Reserve Chair Janet Yellen endorsed a cautious view on hiking interest rates in future given the tepid growth in the US economy.
- Post the capital outflow from Indian equity market in January and February, the Indian equity indices recovered in March as global risk-off sentiments improved. Front line indices BSE Sensex and S&P Nifty ended the quarter down by -2.9% to -2.6%. However, they have outperformed the broader indices. Depreciating rupee boosted the IT sector, up by 3%. Interest rate sensitive sectors remained negative on no rate action by RBI in its February policy review and high NPA levels in the banking system. Healthcare sector was the worst hit, down 10.4% owing to concerns of regulatory action from the US Food and Drug Administration on the sector.
- Mid and small cap equity indices under performed their large cap peers. Some of the major policy reform initiatives by the government in the recent months include passage of Real estate bill, bringing transparency to the sector and making it buyer-friendly, and amendments to Mines and Minerals Act which in effect will increase revenue to the states. Government has also permitted 100% FDI in the market place format of e-commerce retailing to attract greater foreign investments into this high growth Indian market.

## Equity Market Indicators

## March 2016 - Key Indices

Indices	Close	Percentage change					
		1 month	3 months	1 year	3 years	5 years	10 years
S&P BSE Sensex	25341.86	10.17	-2.97	-9.36	10.40	5.44	8.43
NIFTY 50	7738.40	10.75	-2.62	-8.86	10.84	5.81	8.56
S&P BSE 100	7835.45	10.74	-3.24	-8.96	11.33	6.00	8.63
S&P BSE 200	3259.37	10.61	-3.50	-7.86	12.52	6.50	8.72
NIFTY 500	6452.15	10.67	-4.05	-7.54	13.28	6.88	8.29
NIFTY MIDCAP 100	12752.60	10.33	-4.81	-1.91	19.88	9.66	10.29
S&P BSE Small Cap	10541.68	10.40	-10.94	-6.38	18.18	6.42	5.93
S&P BSE Midcap	10618.95	10.90	-4.70	0.03	19.57	11.34	12.05
NIFTY NEXT 50	18756.60	9.57	-6.11	-3.52	18.67	10.71	11.33

## March 2016 - Sectoral Indices

Indices	Close	Percentage change					
		1 month	3 months	1 year	3 years	5 years	10 years
S&P BSE Auto	18001.76	13.56	-2.79	-6.53	21.67	14.14	12.96
S&P BSE Bankex	18391.96	16.30	-4.85	-11.85	12.16	6.70	13.32
S&P BSE FMCG	7692.32	8.12	-2.28	-1.06	9.75	15.31	11.72
S&P BSE Healthcare	15149.25	-0.38	-10.39	-12.09	24.07	19.54	14.28
S&P BSE Metal	7540.75	11.56	1.93	-20.34	-4.87	-14.14	-1.61
S&P BSE Oil & Gas	9161.61	11.53	-4.12	-1.61	3.24	-2.20	6.42
S&P BSE Realty	1228.35	16.87	-8.63	-26.20	-11.63	-12.07	NA
S&P BSE TECK	6104.86	10.72	0.86	-2.43	16.10	9.62	8.45
NIFTY CONSUMPTION	3406.45	7.61	-5.54	-0.11	15.90	14.27	10.48
NIFTY INFRA	2548.15	12.69	-7.98	-21.59	4.86	-3.70	0.00
NIFTY MEDIA	2320.95	7.16	-11.85	6.03	12.47	10.17	5.66
NIFTY DIVIDEND OPPT 50	1813.60	10.41	-5.28	-9.98	4.73	4.12	NA

## Institutional Activity (Net Investment) ₹ Cr.

	Mar-2016			01-Jan-16 To 31-Mar-16		
	Debt	Equity	Total	Debt	Equity	Total
FIs	-1,475.69	21,142.92	19,667.23	-7,357.90	4,495.00	-2,862.90
Mutual Funds	82,342.40	-10,198.10	72,144.30	1,16,195.90	3,075.70	1,19,271.60

\* Source: SEBI



## HIGHLIGHTS

- Globally, long bond yields for most of the emerging and developed economies softened in the range of 30-50 bps during the quarter. US Federal Reserve's expectation to reduce the number of rate hikes in 2016 to just two from four, in view of the risks to global growth, cheered the global bond markets. China's credit rating outlook was downgraded to 'negative' from 'stable' while affirming the long term rating at 'AA-' led to marginal hardening of China's 10-year yield during the quarter.
- Domestically, the long bond yields eased tracking global cues. RBI's announcement to increase foreign portfolio investors (FPI) limit in the central and state government debt and also make available the unutilized limits of long term sovereign wealth category investors to FPIs across all categories in H2FY17, cheered the bond prices. The 10-year G-sec yields which had peaked to 6 month high of 7.87% during the quarter, began easing as concerns around budget deficit lowered.
- In line with the general market expectation, RBI, in its monetary policy review on April 5, reduced the Repo rate by 25 bps to stand at 6.5%. CRR remained unchanged at 4%, however the minimum daily maintenance of CRR was lowered from 95% to 90%. Systemic liquidity deficit increased during the Jan-March quarter on account of seasonality and advance tax flows.

## Debt Market Indicators

Benchmarks	As on 31-Mar-16	As on 29-Feb-16	As on 31-Dec-15	Change (Month)	Change (Quarter)
364 Day Tbill	7.13%	7.28%	7.24%	-0.15%	-0.11%
91 Day Tbill	7.20%	7.28%	7.21%	-0.08%	-0.01%
10-year Benchmark (7.59% 2026)	7.46%	7.62%	7.76%	-0.16%	-0.30%
3 Months Certificate Of Deposit (CD)	7.60%	8.40%	7.25%	-0.80%	0.35%
3 Months Commercial Paper (CP)	8.25%	9.45%	7.60%	-1.20%	0.65%
AAA Corp Yields - 1 Yr	8.65%	9.15%	8.60%	-0.50%	0.05%
AAA Corp Yields - 3 Yrs	8.55%	8.95%	8.50%	-0.40%	0.05%
Bank Rate	7.75%	7.75%	7.75%	0.00%	0.00%
RBI LAF-Repo rate	6.75%	6.75%	6.75%	0.00%	0.00%
RBI LAF-Reverse Repo rate	5.75%	5.75%	5.75%	0.00%	0.00%
Foreign Exchange Reserve(\$ bn)	359.70	346.79	350.36	12.91	9.34
Brent Crude Oil (\$/bbl)	39.12	35.10	36.57	4.02	2.55
Gold (\$/oz)	1237.00	1234.90	1060.00	2.10	177.00
US Fed Funds Rate	0.50%	0.50%	0.50%	0.00%	0.00%
US 10-yr Gilt	1.77%	1.73%	2.27%	0.04%	-0.50%
CRR	4.00%	4.00%	4.00%	0.00%	0.00%

\* Source: RBI, Reuters, Bloomberg

## Forex

## HIGHLIGHTS

- Rupee weakened by 0.16% during Jan-March quarter on the back of a strengthening dollar. Dovish comments from the US Fed regarding the timing of a US interest rate hike and intermittent gains registered by domestic equities boded well for the Rupee which gained nearly 2.5% in March 2016.
- The country's foreign exchange reserves rose a whopping \$4.2 billion to touch a record high of \$359.7 billion in the week ended April 1, on account of rise in foreign currency assets, the Reserve Bank of India has said.

## FOREX

	31-Mar-16	29-Feb-16	31-Dec-15	31-Mar-15	% Change (Month)	% Change (Quarter)	% Change (year)
1 US\$	66.25	68.43	66.15	62.50	3.29%	-0.15%	-5.67%
1 Euro	75.10	75.08	72.50	67.51	-0.03%	-3.46%	-10.11%
100 Yen	59.06	60.78	55.09	52.11	2.91%	-6.72%	-11.77%
1 Pound	95.09	95.20	98.35	92.45	0.12%	3.43%	-2.78%

\* Source: RBI



### MFs assets grow by 13.8% to touch ₹13.53 lakh crore

The Mutual fund industry saw its asset size grow by 13.8% for the financial year ended March 2016. The average assets under management (AUM) of the industry grew by ₹1.64 lakh crore to rise to ₹13.53 lakh crore in the financial year ended March against ₹11.89 lakh crore at the end of 2015. Industry sources attribute this growth to strong flows in equities and balanced funds. During the year, ICICI Prudential Mutual Fund overtook HDFC Mutual Fund to become the country's largest AMC by asset size. It managed to stay ahead of HDFC by a small margin of ₹100 crore in terms of average AUM for the quarter ended March 2016. SBI Mutual Fund moved to the fifth rank in terms of assets going ahead of UTI Mutual Fund by about ₹500 crore and its AUM is now ₹1.07 crore, largely on account of inflows from the Employees Provident Fund Organisation (EPFO). The year saw increased consolidation in the industry with as many as three foreign players exiting the industry. Edelweiss AMC bought JP Morgan AMC, Reliance AMC acquired Goldman Sachs and Deutsche Mutual Fund selling its fund management business to DHFL Pramerica.

### Equity mutual funds add 39 lakh folios in FY16

Equity mutual funds witnessed an addition of over 39 lakh investor accounts or folios in the first eleven months of the current fiscal, primarily on account of robust contribution from smaller towns. This follows an addition of 25 lakh folios for the entire last fiscal, 2014-15. Folios are numbers designated for individual investor accounts, though one investor can have multiple accounts. Growing participation from retail investors, especially from small towns, huge inflows in equity schemes and several measures taken by SEBI has led to sharp increase in folios, SEBI Chairman UK Sinha has said. According to SEBI data on investor accounts with 43 fund houses, the number of equity folios jumped to 35,618,610 last month from 31,691,619 in March 2015, a gain of 39.27 lakh. Overall, mutual funds witnessed an addition of 53 lakh investor accounts in the eleven months of the current fiscal, taking the total number of folios to a record 4.7 crore.

### Edelweiss to acquire JP Morgan's mutual fund business in India

Edelweiss Asset Management has announced the acquisition of global giant JP Morgan's mutual fund business in India that has assets worth over ₹7,000 crore, marking yet another exit of a foreign fund house from the over ₹13 lakh-crore industry. Under the deal, Edelweiss will acquire all onshore fund schemes managed by JP Morgan Asset Management India including its country-based onshore mutual fund business and the international fund of funds, subject to regulatory approvals, Edelweiss said in a statement. Along with the schemes, Edelweiss said it is committed to absorbing majority of employees of JP Morgan ensuring business continuity as well as a platform for enhanced growth.

### Four players awaiting SEBI approval to float AMC business

At a time when foreign fund houses are exiting Indian asset management business, a few domestic players are gung ho about starting mutual fund business. SEBI's latest data on 'Status of Mutual Fund Applications' as on March 1, 2016 shows that Yes Bank, Fortune Financial Services & Credit Capital, Trust Investment Advisors and Karvy Stock Broking are awaiting approval from SEBI to launch mutual fund business in India. Last month, Mahindra & Mahindra Finance got SEBI approval to float an asset management business.

### AUM of public sector AMCs grows by 28% in FY 2015-16

After witnessing continuous decline in market share in terms of AUM, public sector fund houses have made a comeback. The market share of eight public sector fund houses, in terms of AUM, has increased from 15% in FY 2014-15 to 17% in FY 2015-16, shows the latest SEBI data. The AUM of public sector fund houses went up by 28% to ₹2.11 lakh crore last fiscal. In FY 2014-15, the AUM of public sector AMCs was close to ₹1.65 lakh crore. According to SEBI data, these fund houses have received net inflows of close to ₹43,000 crore in FY 2015-16. The increase in market share of public sector fund houses could be attributed to the strong AUM growth witnessed by UTI and SBI MF, which are the only two largest PSU players in the top 10 league. Last fiscal, UTI and SBI crossed ₹1 lakh crore AUM milestone. Experts attributed the growth of public sector fund houses to aggressive marketing, superior fund performance and improved customer service.

(Source : Economic Times, Value Research)



## Average Assets Under Management (AAUM) for the quarter Jan - Mar 2016 (₹ in crores)

Mutual Fund Name	Average AUM	Equity & Balance	Debt & MIP	Equity(%)	Debt(%)
Axis Mutual Fund	37,687.87	12,156.10	25,531.77	32.25	67.75
Baroda Pioneer Mutual Fund	9,656.30	1,138.40	8,517.90	11.79	88.21
Birla Sun Life Mutual Fund	1,36,503.41	32,062.60	1,04,440.81	23.49	76.51
BNP Paribas Mutual Fund	5,097.07	2,231.14	2,865.93	43.77	56.23
BOI AXA Mutual Fund	2,385.01	260.67	2,124.34	10.93	89.07
Canara Robeco Mutual Fund	7,967.66	3,214.52	4,753.14	40.34	59.66
DHFL Pramerica Mutual Fund	25,986.83	913.14	25,073.69	3.51	96.49
DSP BlackRock Mutual Fund	39,133.31	16,786.46	22,346.86	42.90	57.10
Edelweiss Mutual Fund	1,677.74	1,103.80	573.94	65.79	34.21
Escorts Mutual Fund	285.59	34.11	251.48	11.94	88.06
Franklin Templeton Mutual Fund	66,946.92	32,602.01	34,344.91	48.70	51.30
Goldman Sachs Mutual Fund	6,101.40	1,491.61	4,609.79	24.45	75.55
HDFC Mutual Fund	1,75,779.39	63,973.33	1,11,806.05	36.39	63.61
HSBC Mutual Fund	7,274.06	1,870.37	5,403.68	25.71	74.29
ICICI Prudential Mutual Fund	1,75,880.87	59,476.63	1,16,404.24	33.82	66.18
IDBI Mutual Fund	6,834.71	1,230.35	5,604.36	18.00	82.00
IDFC Mutual Fund	52,128.99	12,842.71	39,286.28	24.64	75.36
IIFCL Mutual Fund (IDF)	357.98	0.00	357.98	0.00	100.00
IIFL Mutual Fund	485.44	142.94	342.50	29.44	70.56
IL&FS Mutual Fund (IDF)	922.96	0.00	922.96	0.00	100.00
Indiabulls Mutual Fund	5,289.58	636.80	4,652.77	12.04	87.96
JM Financial Mutual Fund	16,160.90	10,079.98	6,080.92	62.37	37.63
JPMorgan Mutual Fund	6,414.52	2,430.65	3,983.86	37.89	62.11
Kotak Mahindra Mutual Fund	58,495.15	14,508.05	43,987.10	24.80	75.20
L&T Mutual Fund	25,944.80	10,377.65	15,567.15	40.00	60.00
LIC Nomura Mutual Fund	13,155.62	1,405.60	11,750.02	10.68	89.32
Mirae Asset Mutual Fund	3,132.72	2,950.73	181.99	94.19	5.81
Motilal Oswal Mutual Fund	4,689.21	4,568.81	120.40	97.43	2.57
Peerless Mutual Fund	985.24	267.81	717.43	27.18	72.82
PPFAS Mutual Fund	613.57	613.57	0.00	100.00	0.00
Principal Mutual Fund	5,242.29	1,919.50	3,322.79	36.62	63.38
Quantum Mutual Fund	635.52	491.44	144.08	77.33	22.67
Reliance Mutual Fund	1,58,408.45	45,166.64	1,13,241.80	28.51	71.49
Religare Invesco Mutual Fund	19,579.15	2,844.03	16,735.12	14.53	85.47
Sahara Mutual Fund	99.29	46.61	52.69	46.94	53.06
SBI Mutual Fund	1,06,780.78	34,370.84	72,409.93	32.19	67.81
Shriram Mutual Fund	37.17	0.00	37.17	0.00	100.00
Sundaram Mutual Fund	23,663.71	9,553.76	14,109.95	40.37	59.63
Tata Mutual Fund	31,862.23	10,506.65	21,355.58	32.98	67.02
Taurus Mutual Fund	3,948.58	318.69	3,629.89	8.07	91.93
Union KBC Mutual Fund	2,902.28	464.60	2,437.68	16.01	83.99
UTI Mutual Fund	1,06,309.22	39,190.90	67,118.32	36.87	63.13
<b>Total of Above Mutual Funds</b>	<b>13,53,443.50</b>	<b>4,36,244.23</b>	<b>9,17,199.27</b>	<b>32.23</b>	<b>67.77</b>

Highlighted are the top 5 AMC's on the basis of their average AUM.

## MF Industry AUM Comparison

Mutual Fund Name	Avg. AUM Jan-Mar 2016	Avg. AUM Oct-Dec 2015	Absolute change over a quarter	% Change over a quarter	Avg. AUM Jan-Mar 2015	Absolute change over a year	% Change over a year
Axis Mutual Fund	37,687.87	34,489.45	3,198.43	9.27	26,623.99	11,063.88	41.56
Baroda Pioneer Mutual Fund	9,656.30	9,255.42	400.88	4.33	7,172.57	2,483.73	34.63
Birla Sun Life Mutual Fund	1,36,503.41	1,36,560.90	-57.49	-0.04	1,19,751.66	16,751.75	13.99
BNP Paribas Mutual Fund	5,097.07	5,007.95	89.12	1.78	3,915.06	1,182.00	30.19
BOI AXA Mutual Fund	2,385.01	2,427.68	-42.67	-1.76	3,518.19	-1,133.17	-32.21
Canara Robeco Mutual Fund	7,967.66	7,438.76	528.89	7.11	7,616.61	351.05	4.61
DHFL Pramerica Mutual Fund	25,986.83	26,949.52	-962.69	-3.57	24,736.38	1,250.45	5.06
DSP BlackRock Mutual Fund	39,133.31	38,099.27	1,034.04	2.71	37,838.00	1,295.32	3.42
Edelweiss Mutual Fund	1,677.74	1,632.36	45.38	2.78	755.00	922.75	122.22
Escorts Mutual Fund	285.59	292.22	-6.63	-2.27	253.60	32.00	12.62
Franklin Templeton Mutual Fund	66,946.92	70,780.42	-3,833.50	-5.42	70,443.66	-3,496.74	-4.96
Goldman Sachs Mutual Fund	6,101.40	6,851.79	-750.39	-10.95	8,037.90	-1,936.50	-24.09

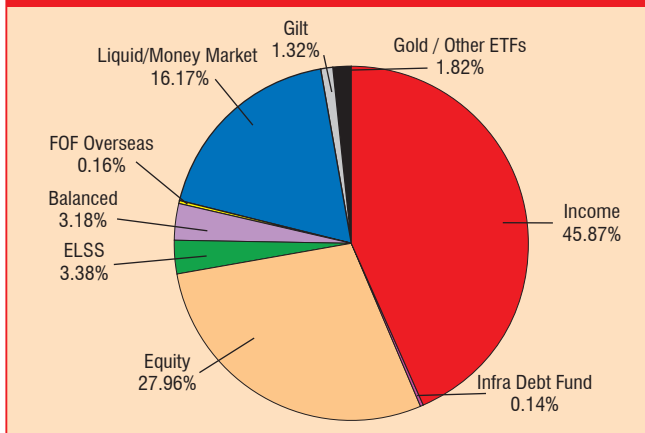




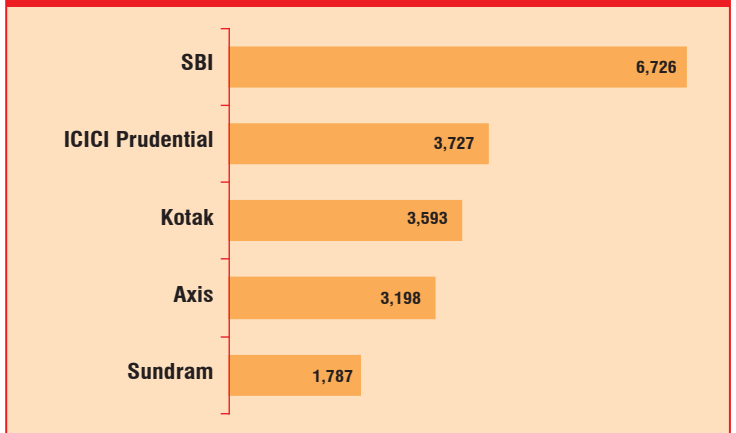
## MF Industry AUM Comparison

Mutual Fund Name	Avg. AUM Jan-Mar 2016	Avg. AUM Oct-Dec 2015	Absolute change over a quarter	% Change over a quarter	Avg. AUM Jan-Mar 2015	Absolute change over a year	% Change over a year
HDFC Mutual Fund	1,75,779.39	1,78,373.01	-2,593.63	-1.45	1,61,634.15	14,145.24	8.75
HSBC Mutual Fund	7,274.06	7,695.64	-421.59	-5.48	8,241.90	-967.85	-11.74
ICICI Prudential Mutual Fund	1,75,880.87	1,72,154.07	3,726.79	2.16	1,48,558.95	27,321.92	18.39
IDBI Mutual Fund	6,834.71	7,507.41	-672.70	-8.96	7,344.19	-509.49	-6.94
IDFC Mutual Fund	52,128.99	54,714.79	-2,585.79	-4.73	51,714.83	414.16	0.80
IIFCL Mutual Fund (IDF)	357.98	342.94	15.04	4.38	331.23	26.75	8.07
IIFL Mutual Fund	485.44	422.04	63.40	15.02	345.91	139.53	40.34
IL&FS Mutual Fund (IDF)	922.96	900.30	22.67	2.52	881.78	41.18	4.67
Indiabulls Mutual Fund	5,289.58	4,916.75	372.82	7.58	3,590.27	1,699.31	47.33
JM Financial Mutual Fund	16,160.90	15,867.77	293.14	1.85	12,230.80	3,930.11	32.13
JPMorgan Mutual Fund	6,414.52	7,501.09	-1,086.58	-14.49	15,640.79	-9,226.27	-58.99
Kotak Mahindra Mutual Fund	58,495.15	54,902.34	3,592.81	6.54	41,377.85	17,117.30	41.37
L&T Mutual Fund	25,944.80	25,058.51	886.29	3.54	22,496.70	3,448.10	15.33
LIC Nomura Mutual Fund	13,155.62	12,384.08	771.54	6.23	9,313.00	3,842.62	41.26
Mirae Asset Mutual Fund	3,132.72	2,802.39	330.33	11.79	1,817.72	1,315.00	72.34
Motilal Oswal Mutual Fund	4,689.21	4,552.23	136.98	3.01	2,114.40	2,574.81	121.78
Peerless Mutual Fund	985.24	1,024.42	-39.18	-3.82	1,302.00	-316.76	-24.33
PPFAS Mutual Fund	613.57	629.32	-15.75	-2.50	574.94	38.64	6.72
Principal Mutual Fund	5,242.29	5,816.02	-573.73	-9.86	6,217.75	-975.46	-15.69
Quantum Mutual Fund	635.52	631.57	3.95	0.63	575.43	60.09	10.44
Reliance Mutual Fund	1,58,408.45	1,56,947.60	1,460.85	0.93	1,37,123.84	21,284.61	15.52
Religare Invesco Mutual Fund	19,579.15	19,869.27	-290.12	-1.46	21,009.09	-1,429.94	-6.81
Sahara Mutual Fund	99.29	110.02	-10.73	-9.75	143.77	-44.48	-30.94
SBI Mutual Fund	1,06,780.78	1,00,054.58	6,726.20	6.72	74,942.24	31,838.54	42.48
Shriram Mutual Fund	37.17	37.12	0.05	0.15	33.76	3.41	10.10
Sundaram Mutual Fund	23,663.71	21,876.97	1,786.74	8.17	21,874.61	1,789.10	8.18
Tata Mutual Fund	31,862.23	31,555.90	306.33	0.97	26,968.30	4,893.93	18.15
Taurus Mutual Fund	3,948.58	3,503.34	445.24	12.71	4,150.43	-201.85	-4.86
Union KBC Mutual Fund	2,902.28	2,732.13	170.15	6.23	2,726.47	175.81	6.45
UTI Mutual Fund	1,06,309.22	1,06,129.04	180.18	0.17	92,750.61	13,558.61	14.62
<b>Total</b>	<b>13,53,443.50</b>	<b>13,40,798.39</b>	<b>12,645.10</b>	<b>0.94</b>	<b>11,88,690.32</b>	<b>1,64,753.17</b>	<b>13.86</b>

**Categorywise AUM as on 31st Mar 16**



**Top 5 AMCs Based on Abs. AAUM Growth (₹Cr) For Quarter Jan-Mar 2016**



MF Category	Mar - 2016			Apr 2015 - Mar 2016			Category AUM		Quarterly Change(%)
	Sales	Redemptions	Net Sales	Sales	Redemptions	Net Sales	31-Mar-16	31-Dec-15	
Income	56,123	70,171	-14,048	5,27,953	5,13,215	14,738	5,65,459	5,55,364	1.82
Infrastructure Debt Fund	173	0	173	403	0	403	1,730	1,500	15.33
Equity	11,113	14,319	-3,206	1,55,295	87,684	67,611	3,44,707	3,64,562	-5.45
Balanced	3,846	3,768	78	28,487	8,744	19,743	39,146	42,193	-7.22
Liquid/Money Market	13,05,687	13,64,292	-58,605	1,30,10,039	1,29,92,930	17,109	1,99,404	2,32,970	-14.41
Gilt	2,059	3,132	-1,073	13,158	12,399	759	16,306	17,463	-6.63
ELSS	2,253	417	1,836	9,980	3,567	6,413	41,696	41,100	1.45
Gold ETF	-	105	-105	28	931	-903	6,346	5,773	9.93
Other ETFs	2,857	991	1,866	19,938	11,214	8,724	16,063	11,887	35.13
FOF Investing Overseas	19	48	-29	274	691	-417	1,967	2,023	-2.77
<b>Total</b>	<b>13,84,130</b>	<b>14,57,243</b>	<b>-73,113</b>	<b>1,37,65,555</b>	<b>1,36,31,375</b>	<b>1,34,180</b>	<b>12,32,824</b>	<b>12,74,835</b>	<b>-3.30</b>

₹ in Crore

\* Source: AMFI



INCOME SCHEMES	Min Amt Rs.	EXIT LOAD
Axis Income Fund	5000	NIL
Baroda Pioneer Income Fund	5000	Upto 12 months 1.00%
Birla Sun Life Income Plus	5000	NIL
BNP Paribas Bond Fund	5000	1% upto 1 year
BNP Paribas Medium Term Income Fund	5000	Upto 12 Months 1%
Canara Robeco Income Fund	5000	Upto 12 months 1.00%
Canara Robeco Medium Term Opp. Fund	5000	Upto 90 days 0.50%
DHFL Pramerica Premier Bond Fund	5000	Upto 6 Months 1%
DSP BlackRock Bond Fund	1000	Upto 12 months 1.00%
Franklin India Corporate Bond Opp. Fund	5000	Upto 12M 3%, Bet 12-24M 2%; Bet 24-36M 1%
Franklin India Dynamic Accrual Fund	10000	Upto 12M 3%, Bet 12-24M 2%; Bet 24-36M 1%; Bet 36-48M 0.50%
Franklin India Income Builder Account	10000	Upto 2 Years 1%
HDFC Income Fund	5000	Upto 6 months 0.50%
HSBC Income Fund Investment Plan	10000	NIL
ICICI Prudential Corporate Bond Fund	5000	Upto 1 Year 1%
ICICI Prudential Income Plan	5000	Upto 1 Year 1%
ICICI Prudential Long Term Plan	5000	Upto 1 Month 0.25%
IDBI Debt Opportunities Fund	5000	Upto 18 months 2%
IDFC SSIF - Investment Plan	5000	Upto 365 Days 1.00%
IDFC SSIF - Medium Term Plan	5000	upto 6 month 0.50%
Indiabulls Income Fund	500	NIL
JM Income Fund	5000	NIL
Kotak Bond Plan A	5000	NIL
Kotak Medium Term Fund	10000	Upto 18 Months 2%
L&T Triple Ace Bond Fund	10000	Upto 3 Months 1.50%
LIC Nomura Bond Fund	5000	Upto 1 year 1%
Principal Dynamic Bond Fund - Long Term Plan	5000	Upto 1 year 1%
Reliance Income Fund	5000	NIL
Religare Invesco Active Income Fund	5000	NIL
SBI Magnum Income Fund	5000	Upto 1 year 1%
Sundaram Bond Saver	5000	Upto 1Year 1%
Tata Income Fund Regular Plan	5000	Upto 365 Days 1%
Tata Income Plus Fund Regular Plan	5000	Upto 365 Days 1%
UTI Bond Fund	1000	NIL
DYNAMIC BOND FUNDS	Min Amt Rs.	EXIT LOAD
Axis Dynamic Bond Fund	5000	Upto 12 Months 1%
Baroda Pioneer Dynamic Bond Fund	5000	Upto 3 Months 0.50%
Birla Sun Life Dynamic Bond Fund	5000	Upto 90 Days 0.50%
BNP Paribas Flexi Debt Fund	5000	Upto 6 Months 0.50%
Canara Robeco Dynamic Bond Fund	5000	Upto 6 months 0.50%
DHFL Pramerica Dynamic Bond Fund	5000	Upto 30 days 1.00%
DSP BlackRock Strategic Bond Fund	1000	NIL
HDFC High Interest Fund - Dynamic Plan	5000	Upto 6 Months 0.50%
HSBC Flexi Debt Fund	10000	NIL
ICICI Prudential Dynamic Bond Fund	5000	Upto 3 months 1.00%
ICICI Prudential Income Opportunities Fund	5000	Upto 6 months 1.00%
IDBI Dynamic Bond Fund	5000	Upto 1 year 1%
IDFC - All Seasons Bond Fund	5000	Upto 3 months 0.50%
IDFC Dynamic Bond Fund	5000	Upto 3 Months 0.50%
IIFL Dynamic Bond Fund	10000	Upto 6 months 0.50%
L&T Flexi Bond Fund	10000	Upto 1 year 0.50%
Reliance Dynamic Bond Fund	5000	Upto 12 Months 1%
SBI Dynamic Bond Fund	5000	Upto 1 Month 0.25%
Sundaram Flexible Fund -FIP	5000	NIL
Tata Dynamic Bond Fund	5000	Upto 180 Days 0.50%
Taurus Dynamic Income Fund	5000	Upto 7 Days 1%
Union KBC Dynamic Bond Fund	5000	Upto 3 M 0.50%, Bet 3-6 M 0.25%
UTI Dynamic Bond Fund	10000	Upto 365 Days 1%

ACCRUAL FUNDS	Min Amt Rs.	EXIT LOAD
Birla Sun Life Corporate Bond Fund	5000	Upto 365D 3%, Bet 365-730D 2%, Bet 730-1095D 1%
Birla Sun Life Medium Term Plan	5000	Upto 365D 2%, Bet 365-730D 1%
Birla Sun Life Short Term Opp. Fund	5000	Upto 365 days 1%
DSP BlackRock Income Opp.Fund	1000	Upto 12 Months 1%
Franklin India Income Opportunities Fund	5000	Upto 12M 3%, Bet 12-18M 2%, Bet 18-24M 1%
HDFC Corporate Debt Opportunities Fund	5000	Upto 12M 2%, Bet 12-24M 1%, Bet 24-36M 0.50%
ICICI Prudential Regular Savings Fund	10000	Upto 1 Year 1%
Kotak Corporate Bond Fund	5000	Upto 3 months 2.00%
Kotak Income Opportunities Fund	5000	Upto 1 year 1.00%
L&T Income Opportunities Fund	10000	Upto 1 Year 1%
Reliance Corporate Bond Fund	5000	Upto 12 Months 1%
Reliance Regular Savings Fund Debt	500	Upto 1 year 1%
SBI Corporate Bond Fund	5000	Upto 12M 3%, Bet 12-24M 1.5%, Bet 24-36M 0.75%
UTI Income Opportunities Fund	5000	Upto 365 Days 1%
ARBITRAGE FUND	Min Amt Rs.	EXIT LOAD
Axis Enhanced Arbitrage Fund	5000	Upto 7 Days 0.25%
Birla Sun Life Enhanced Arbitrage Fund	5000	Upto 30 days 0.50%
DHFL Pramerica Arbitrage Fund	5000	Upto 90 Days 0.50%
Edelweiss Arbitrage Fund	5000	Upto 30 days 0.25%
HDFC Arbitrage Fund	5000	Upto 1 month 0.25%
ICICI Prudential Blended Fund Plan A	5000	Upto 3 Months 0.50%
ICICI Prudential Equity - Arbitrage Fund	5000	Upto 1 Month 0.25%
IDFC Arbitrage Fund	5000	Upto 3 Months 0.25%
IDFC Arbitrage Plus Fund	5000	Upto 3 Months 0.25%
Indiabulls Arbitrage Fund	5000	Upto 1 month 0.25%
JM Arbitrage Advantage Fund	5000	Upto 30 Days: 0.50%
Kotak Equity Arbitrage Fund	5000	Upto 90 Days 0.50%
L&T Arbitrage Opportunities Fund	5000	Upto 3 Months 0.50%
Reliance Arbitrage Advantage Fund	5000	Upto 3 Months 0.25%
Religare Invesco Arbitrage Fund	5000	Upto 15 Days 0.50%
SBI Arbitrage Opportunities Fund	5000	Upto 3 Months 0.50%
UTI Spread Fund	5000	Upto 30 Days 0.50%
SHORT TERM GILT	Min Amt Rs.	EXIT LOAD
HDFC Gilt Fund ST	5000	NIL
ICICI Prudential Gilt Fund Treasury-PF	5000	Upto 6 months 0.50%
ICICI Prudential Short Term Gilt Fund	5000	NIL
IDFC GSF - Short Term	5000	NIL
SBI Magnum Gilt ST	25000	NIL
Sundaram Gilt Fund	5000	NIL
TATA Gilt Mid Term Fund	5000	Upto 365D 2%, Bet 365-730D 1%, Bet 730-1095D 0.50%
TATA Gilt Securities Short Maturity Fund	5000	NIL
UTI G Sec Short Term Plan	1000	NIL
LONG TERM GILT	Min Amt Rs.	EXIT LOAD
Axis Constant Maturity 10 Year Fund	5000	NIL
Baroda Pioneer Gilt Fund	5000	Upto 12 Months 1%
Birla Sun Life Constant Maturity 10 Year Gilt Fund	5000	NIL
Birla Sun Life Gilt Plus - PF	5000	Upto 90 Days 0.50%
Birla Sun Life Govt. Sec. Long Term	5000	NIL
BNP Paribas Government Securities Fund	5000	NIL
Canara Robeco Gilt PGS	5000	NIL
DHFL Pramerica Gilt Fund	5000	NIL
DSP BlackRock Gsec Fund	1000	NIL
Franklin India Gov Sec.Composite Plan	10000	Upto 3 Months 0.50%
Franklin India Gov. Sec Long Term Plan	10000	Upto 3 Months 0.50%
HDFC Gilt Fund LT	5000	NIL
ICICI Prudential Gilt Fund Inv-PF	5000	NIL
ICICI Prudential Long Term Gilt Fund	5000	NIL
IDBI Gilt Fund	5000	Upto 30 Days 0.50%
IDFC Gov Sec - Inv	5000	NIL
IDFC GSF Provident Fund	5000	1% upto 1 year
Indiabulls Gilt Fund	500	Upto 90 Days 0.50%
JM GSec Regular Plan	5000	NIL

LONG TERM GILT	Min Amt Rs.	EXIT LOAD
Kotak Gilts Investment	5000	NIL
L&T Gilt Fund	10000	NIL
Principal Government Securities Fund	5000	NIL
Reliance Gilt Securities Fund	5000	NIL
Religare Invesco Gilt Fund Long Duration Plan	5000	NIL
SBI Magnum Gilt LT	5000	NIL
TATA Gilt Securities Fund	5000	Upto 180 Days 0.50%
Tata Gilt Securities High Investment Plan	5000	Upto 180 Days 0.50%
UTI Gilt Advantage Fund Long Term	5000	NIL
SHORT TERM INCOME SCHEMES	Min Amt Rs.	EXIT LOAD
Axis Short Term Fund	5000	NIL
Baroda Pioneer Short Term Bond Fund	5000	Upto 15 days 0.25%
Birla Sun Life Short Term Fund	5000	NIL
BNP Paribas Short Term Income Fund	5000	Upto 3 months 0.50%
BOI AXA Short Term Income Fund	5000	Upto 6 Months 1%
Canara Robeco Short Term Fund	5000	Upto 60 Days 0.25%
DHFL Pramerica Banking & PSU Debt Fund	5000	NIL
DHFL Pramerica Short Maturity Fund	5000	Upto 6 months 0.75%
DSP BlackRock Banking & PSU Debt Fund	1000	NIL
DSP BlackRock Short Term Fund	1000	Upto 3 Months 0.25%
Franklin India Banking & PSU Debt Fund	5000	Upto 6 months 0.50%
Franklin India Short Term Income	5000	Upto 9 months 0.50%
HDFC Banking and PSU Debt Fund	5000	NIL
HDFC HIF STP	5000	Upto 1 Months 0.25%
HDFC Medium Term Opp Fund	5000	Upto 1 month 0.25%
HDFC Short Term Opportunities Fund	5000	Upto 1 Month 0.25%
HDFC STP	5000	Upto 12 months 0.75%
HSBC Income Fund ST Plan	10000	NIL
ICICI Pru. Blended Fund Plan B	5000	Upto 1 Month 0.50%
ICICI Prudential STP	5000	NIL
IDBI Short Term Bond Fund	5000	NIL
IDFC Banking Debt Fund	5000	Upto 7 Days 0.15%
IDFC SSIF - Short Term	5000	Upto 1 Month 0.50%
JM Short Term Fund	5000	Upto 30 Days 0.25%
JP Morgan India ST Income Fund	5000	Upto 6 Months 0.50%
Kotak Bond Short Term Plan	5000	Upto 30 Days 0.50%
L&T Short Term Income Fund	5000	Upto 9 months 0.50%
L&T Short Term Opportunities	5000	Upto 1 Month 0.50%
LIC Nomura Savings Plus Fund	5000	upto 15 Days 0.10%
Mirae Asset Short Term Bond Fund	5000	Upto 6 Months 0.50%
Morgan Stanley Short Term Bond Fund	5000	Upto 6 Months 0.50%
Peerless Short Term Fund	5000	Upto 3 Months 0.15%
Principal Income Fund - STP	5000	Upto 183 days 0.50%
Reliance Short Term Fund	5000	Upto 1 Month 0.25%
Religare Invesco Bank Debt Fund	5000	NIL
Religare Invesco Medium Term Bond	5000	NIL
Religare Invesco Short Term Fund	5000	NIL
SBI Short Term Debt Fund	5000	Upto 90 Days 0.25%
Sundaram Select Debt ST Asset Plan	5000	NIL
Tata Short Term Bond Fund	10000	Upto 30 Days 0.50%
Taurus Short Term Income Fund	5000	Upto 30 Days 0.25%
UTI Banking & PSU Debt Fund	5000	Upto 30 Days 0.50%
UTI Short Term Income Fund	10000	NIL

MONTHLY INCOME PLANS	Min Amt Rs.	EXIT LOAD
Axis Income Saver Fund	5000	Upto 12 Months 1%
Axis Triple Advantage Fund	5000	Upto 12 Months 1%
BNP Paribas MIP	5000	Upto 6 Months 1%
BOI AXA Regular Return Fund	10000	Upto 12 Months: 1%
Baroda Pioneer MIP Fund	5000	NIL
Birla SL MIP	5000	Upto 1095 Days 1%
Birla SL Monthly Income	5000	Upto 540 Days 1%
Birla SL MIP II - Savings 5 Plan	5000	Upto 540 Days 1%
Birla SL MIP II - Wealth 25 Plan	5000	Upto 1095 Days 1%
Canara Robeco MIP	5000	1% upto 1 year
DSP BlackRock MIP Fund	1000	Upto 12 Months 1%
DHFL Pramerica Income Advantage Fund	5000	1.5% upto 12 Months
Franklin India Monthly Income Plan	10000	1% upto 1 year
HDFC MIP - Long Term Plan	5000	1% upto 1 Year
HDFC MIP - Short Term Plan	5000	1% upto 1 Year
HSBC MIP - Regular	10000	NIL
HSBC MIP - Savings	10000	NIL
ICICI Prudential MIP 25	5000	1% upto 1 year
ICICI Prudential MIP 5	5000	1% upto 1 year
ICICI Pru Monthly Income Plan	5000	1% upto 1 year
IDFC Monthly Income Plan	10000	Upto 1 year 1%
JM Monthly Income Plan	5000	Upto 182 days 0.50%
Kotak Monthly Income Plan	5000	1% upto 1 Year
L&T Monthly Income Plan	10000	1% upto 1 year
Reliance Monthly Income Fund	5000	Upto 12 Months 1%
Religare Invesco MIP	5000	1% upto 1 year
Religare Invesco MIP Plus	5000	1% upto 1 Year
SBI Magnum Monthly Income	5000	1% upto 1 year
Sundaram MIP Aggressive	5000	NIL
Sundaram MIP Conservative	5000	Upto 3 Months 1%
Sundaram MIP Moderate	5000	Upto 9 month 1%
Tata MIP Plus	5000	1% upto 1 year
Tata Monthly Income Fund	5000	1% upto 1 year
UTI Monthly Income Scheme	1000 (Gr)	Upto 365 Days 1%
UTI MIS Advantage	5000 (Gr)	NIL



EQUITY FUNDS	Min Amt Rs.	EXIT LOAD
Axis Equity Fund / Midcap Fund / Focus 25 Fund	5000	1% upto 1 year
Birla SL Frontline Equity / Small & Midcap / Dividend Yield Plus / MNC / Infrastructure / India GenNext / New Millennium / Special Situations / India Reforms / Advantage / Buy India / India Opportunities Fund / Long Term Advantage Fund / Top 100 Fund / Equity Fund / Midcap Fund / Pure Value Fund / Commodity Equities Fund – Global Agri Plan / Manufacturing Equity / Banking & Fin Services / Equity Savings	5000	1% upto 365 days
BNP Paribas Equity Fund / Dividend Yield Fund / Midcap Fund	5000	1% upto 1 year
BOI AXA Equity Fund / Bharti AXA Focused Infrastructure Fund	5000	1% upto 1 year
Baroda Pioneer Growth Fund / Infrastructure Fund / PSU Equity Fund	5000	1% upto 1 year
Canara Robeco Equity Diversified Fund / Emerging Equities Fund / Largecap Plus / Infrastructure Fund	5000	1% upto 1 year
DSP BlackRock Equity Fund / Top 100 Equity Fund / Opportunities Fund / Technology.com Fund / Natural Resource & New Energy / Microcap Fund / Focus 25 / India TIGER / World Gold / World Energy / World Mining / World Agri / US Flexible / Global Allocation / Small & Midcap Fund / DAA Fund	1000	1% upto 12 months
Edelweiss Diversified Growth Equity Top 100 / Select Midcap Fund	1000	Upto 365 Days 1%
Franklin India Bluechip Fund / Templeton India Growth Fund / Prima Plus / Prima Fund / Flexi Cap Fund / India Opportunities Fund / Templeton India Equity Income / Smaller Companies / Dynamic PE	5000	1% upto 1 year
Franklin India High Growth Comp / Build India Fund / Infotech Fund	5000	1% upto 2 years
Franklin Asian Equity Fund / FIF - US Opp Fund / FIF - European Growth Fund	5000	1% upto 3 years
Goldman Sachs India Equity Fund	5000	1% upto 1 year
HDFC Growth Fund / Equity Fund / Premier Multi-Cap Fund / Largecap Fund / Midcap Opportunities Fund	5000	1% upto 1 year
HDFC Top 200 Fund / Capital Builder / Core & Satellite / Infrastructure Fund	5000	1% upto 1 year
HDFC Small & Mid Cap Fund	5000	1% upto 1 year
HSBC Equity Fund / India Opportunities Fund / Progressive Themes Fund / Midcap Equity Fund / Emerging Markets Fund / Dynamic Fund	10000	NIL
ICICI Prudential Infrastructure Fund / Banking & Financial Services / Focused Bluechip Equity / FMCG Fund / Indo Asia Equity / Technology / Value Discovery / Dynamic Plan / Exports & Other Services Fund / Midcap Fund / Dividend Yield Fund / Top 100 Fund / Select Largecap Fund	5000	1% upto 1 year
ICICI Prudential Multicap Fund	5000	1% upto 18 months
IDFC Premier Equity Fund (10000) / Equity Fund / Imperial Equity Fund / Infrastructure Fund / Sterling Equity Fund	5000	1% upto 1 year
IDFC Classic Equity Fund	5000	2% upto 18 Months
JM Basic Fund / Core 11 Fund / Equity Fund / Multi Strategy Fund	5000	1% upto 3 months
JPMorgan India Equity Fund / Top 100 Fund / Mid & Small Cap Fund / Equity Income Fund / JF Greater China Equity Off-shore Fund / JF ASEAN Equity Off-shore Fund / US Value Equity Off-shore Fund	5000	1% upto 12 months
Kotak 50 / Classic Equity / Select Focus / Opportunities Fund / Midcap Fund / Emerging Equity Fund	5000	1% upto 1 year
L&T Equity Fund / Midcap Fund / India Special Situation Fund / India Largecap Fund / India Value Fund / Infrastructure Fund	5000	1% upto 1 year
LIC Nomura Equity Fund / Growth Fund / Infrastructure Fund	5000	1% upto 1 year
Mirae Asset India Opportunities / Emerging Bluechip / Global Commodity Stocks / China Advantage	5000	2% upto 182 days; 1% bet 182-365 days
DHFL Pramerica Large Cap Fund / Diversified Equity / Midcap Opportunities Fund	5000	1% upto 1 year
Principal Large Cap Fund / Resurgent India Equity Fund / Services Industries Fund / Dividend Yield Fund / Emerging Bluechip/ Smart Equity Fund / Global Opportunities Fund (10000) / Growth Fund	5000	1% upto 1 year
Reliance Growth Fund / Vision Fund / Focused Largecap / Long Term Equity / Equity Opportunities Fund / Div. Power Sector / Banking Fund / Infrastructure Fund / Regular Savings Equity Plan (500) / Pharma Fund / Media & Entertainment Fund / NRI Equity Fund / Top 200 Fund / Smallcap Fund	5000	1% upto 1 year

Note: In accordance with the requirements specified by the SEBI circular dated June 30, 2009, no entry load will be charged for purchase/additional purchase/switch-in accepted by the Fund with effect from August 1, 2009. Similarly, no entry load will be charged with respect to applications for registrations under Systematic Investment Plan/Systematic Transfer Plan accepted by the Fund with effect from August 1, 2009.



EQUITY FUNDS	Min Amt Rs.	EXIT LOAD
Reliance Quant Plus Fund	5000	0.25% upto 1 month
Religare Invesco Equity Fund / Contra Fund / Growth Fund / Banking Fund / AGILE Fund / Business Leaders Fund	5000	1% upto 1 year
Sahara Growth Fund / Infrastructure Fund / Wealth Plus Fund / Power & Natural Resources Fund / Banking and Financial Services Fund / Midcap Fund / Super 20 Fund	5000	1% upto 1 year
SBI Magnum Equity Fund / Bluechip Fund / Contra Fund / Emerging Business / Comma Fund / Midcap Fund / Infrastructure / PSU Fund / Small & Midcap / EDGE Fund / Magnum Multiplier Plus / Magnum Global Fund / Dynamic Asset Allocation	5000	1% upto 1 year
SBI Pharma Fund / FMCG Fund / IT Fund	5000	NIL
SBI Magnum Multicap Fund	1000	Upto 6 Mths 1%, Bet 6-12 Mths 0.50%
Sundaram Growth Fund / Select Focus / Fin. Services	5000	NIL
Sundaram Select Midcap Fund / SMILE Fund / Equity Multiplier / Rural India / Infrastructure Advantage / Entertainment Opp / PSU Opp / Global Advantage	5000	1% upto 1 year
Tata Pure Equity Fund / Equity Opportunities / Dividend Yield / Infrastructure Fund / Equity PE fund / Midcap Growth Fund / Ethical Fund	5000	1% upto 1 year
Taurus Ethical Fund / Starshare / Infrastructure Fund / Discovery Fund / Bonanza Fund / Banking & Fin. Services Fund	5000	1% upto 180 days
UTI Mastershare / Equity Fund / Top 100 / Dividend Yield / Opportunities Fund / Leadership Equity / MidCap Fund / Banking Sector Fund / Infrastructure Fund / India Lifestyle / Pharma & Healthcare / Energy Fund / Transportation & Logistics / Multicap Fund / MNC Fund	5000	1% upto 1 year

CHILD BENEFIT FUND	Min Amt Rs.	EXIT LOAD
HDFC Children Gift Fund - Investment	5000	3% upto 1 year, 2% between 1-2 yr, 1% between 2-3 yr
HDFC Children Gift Fund - Savings	5000	3% upto 1 year, 2% between 1-2 yr, 1% between 2-3 yr
ICICI Pru Child Care - Study	5000	1% upto 3 years, Nil after 3 years but before age of 18
ICICI Pru Child Care - Gift	5000	1% upto 3 years
LIC Nomura Children's Fund	5000	1% upto 1 year
Principal Child Benefit Fund	5000	1% upto 1 year
SBI Magnum Children's Benefit Plan	5000	Within 1 year 3%, within 2 years 2%, within 3 years 1%
Tata Young Citizen's Fund	500	3% upto 3 years (Complusory Lock-in Option)
UTI Childrens Career Balanced Plan	1000	< 2 yrs 3%, > = 2 yrs & < 4 yrs 2%, > = 4 yrs & < 5 yrs 1%, > = 5 yrs Nil

INDEX FUNDS	Min Amt Rs.	EXIT LOAD
Birla Sun Life Index Fund	5000	Nil
Canara Robeco Nifty Index	5000	1% upto 1 year
Franklin India Index Fund - Nifty	5000	1% upto 30 days
HDFC Index Fund - Sensex & Sensex Plus	5000	1% upto 30 days
HDFC Index Fund - Nifty	5000	1% upto 3 months
ICICI Pru Index Fund	5000	Nil
ICICI Pru Nifty Junior Index Fund	5000	0.25% upto 7 days
LIC Nomura Index Fund - Nifty, Sensex & Sensex Adv.	5000	1% upto 1 month
Principal Index Fund – Nifty & Midcap	5000	1% upto 90 days
Reliance Index Fund – Nifty	5000	0.25% upto 7 days
Reliance Index Fund – Sensex	5000	0.25% upto 7 days
SBI Nifty Index Fund	5000	NIL
Tata Index Fund - Nifty	5000	0.25% upto 7 days
Tata Index Fund - Sensex	5000	0.25% upto 7 days
Taurus Nifty Index Fund	5000	Upto 30 days 0.50%
UTI Nifty Index Fund	5000	1% upto 15 days



BALANCED FUNDS	Min. Inv. Amt.	EXIT LOAD
Birla Sun Life 95 Fund	5000	Upto 365 Days 1%
Canara Robeco Balanced Fund	5000	1% upto 1 year
DHFL Pramerica Balanced Adv. Fund	5000	1% upto 1 year
DSP BlackRock Balanced Fund	1000	1% upto 1 year
Franklin India Balanced Fund	5000	1% upto 1 year
HDFC Balance Fund / Prudence Fund	5000	1% upto 1 year
ICICI Pru Balanced Fund	5000	1% upto 1 year
JM Balanced Fund	5000	1% upto 1 year
Kotak Balanced Fund	5000	1% upto 1 year
LIC Nomura Balanced Fund	5000	1% upto 1 year
L&T India Prudence Fund	5000	1% upto 1 year
Principal Balanced Fund	5000	1% upto 1 year
Reliance Reg. Savings Balanced Plan	500	1% upto 1 year
SBI Magnum Balanced Fund	5000	1% upto 12 months
Sundaram Balanced Fund	5000	1% upto 1 year
Tata Balanced Fund	5000	1% upto 365 days
Franklin India Pension Plan	500	3% before age of 58 years (3-year lock-in)
UTI Balanced Fund	5000	1% upto 1 year

MONEY MANAGER & FLOATING RATE FUND	Min Amt Rs.	EXIT LOAD
Axis Banking Debt Fund	5000	NIL
Axis Treasury Advantage Fund	5000	NIL
Baroda Pioneer Treasury Advantage Fund	5000	NIL
Birla Sun Life Cash Manager	5000	NIL
Birla Sun Life Floating Rate Fund - LT	5000	NIL
Birla Sun Life Savings Fund	5000	NIL
Birla Sun Life Treasury Optimizer Plan	5000	NIL
BNP Paribas Money Plus Fund	5000	NIL
BOI AXA Treasury Advantage Fund	5000	Upto 30 Days 0.50%
Canara Robeco Savings Plus Fund	5000	NIL
Canara Robeco Treasury Advantage Fund	5000	NIL
DHFL Pramerica Low Duration Fund	5000	NIL
DHFL Pramerica Short Term Floating Rate Fund	5000	Upto 1 month 0.50%
DHFL Pramerica Ultra Short Term Fund	5000	NIL
DSP BlackRock Money Manager Fund	1000	NIL
DSP BlackRock Treasury Bill Fund	1000	Upto 7 Days 0.10%
DSP BlackRock Ultra Short Term Fund	1000	NIL
Edelweiss Ultra Short Term Bond Fund	5000	Upto 60 days 0.25%
Franklin India Low Duration Fund	10000	Upto 3 Months 0.50%
Franklin India Savings Plus Fund	10000	Upto 90 Days 0.50%
Franklin India Ultra Short Bond Fund	10000	NIL
HDFC CMF - Treasury Advantage Plan	5000	NIL
HDFC Floating Rate Income Fund - LTP	5000	Upto 3 Months 0.50%

MONEY MANAGER & FLOATING RATE FUND	Min Amt Rs.	EXIT LOAD
HDFC Floating Rate Income Fund - STP	1000000	NIL
HSBC Floating Rate Fund - Long Term	10000	NIL
HSBC Ultra Short Term Bond Fund	10000	NIL
ICICI Prudential Banking & PSU Debt Fund	5000	nil
ICICI Prudential Flexible Income Regular Plan	500	nil
ICICI Prudential Savings Fund	5000	NIL
ICICI Prudential Ultra Short Term Plan	5000	NIL
IDBI Ultra Short Term Fund	5000	NIL
IDFC Money Manager Fund - Investment Plan	5000	Upto 1 Month 0.25%
IDFC Money Manager Fund - Treasury Plan	5000	NIL
IDFC Ultra Short Term Fund	5000	NIL
Indiabulls Ultra Short Term Fund	5000	NIL
JM Floater Fund - Long Term Plan	5000	NIL
JM Money Manager Fund	5000	Upto 45 Days 0.25%
Kotak Banking & PSU Debt Fund	5000	NIL
Kotak Flexi Debt Scheme Plan A	5000	Upto 30 days 1.00%
Kotak Low Duration Fund	5000	NIL
Kotak Treasury Advantage Fund	5000	NIL
L&T Floating Rate Fund	10000	Upto 6 months 0.50%
L&T Low Duration Fund	10000	NIL
L&T Ultra Short Term Fund	10000	NIL
LIC Nomura Income Plus Fund	5000	NIL
Mirae Asset Ultra Short Term Bond Fund	5000	NIL
Motilal Oswal Most Ultra Short Term Bond Fund	5000	NIL
Peerless Ultra Short Term Fund	1000	NIL
Principal Bank CD Fund	5000	Upto 6 months 0.50%
Principal Debt Opp. Fund Conservative Plan	5000	NIL
Principal Debt Opp. Fund Corporate Bond Plan	5000	Upto 90 Days 0.50%
Reliance Floating Rate Fund - Short Term Plan	5000	Upto 1 Month 0.50%
Reliance Medium Term Fund	5000	Upto 7 Days 0.50%
Reliance Money Manager Fund	500	NIL
Religare Invesco Credit Opportunities Fund	5000	Upto 1 Month 0.25%
Religare Invesco Ultra Short Term Fund	5000	NIL
SBI Savings Fund	5000	Upto 3 Days 0.10%
SBI Treasury Advantage Fund	10000	Upto 45 Days 0.25%
SBI Ultra Short Term Debt Fund	5000	NIL
Sundaram Flexible Fund - STP	5000	NIL
Sundaram Ultra Short Term Fund	1000	NIL
Tata Floater Fund Regular Plan	5000	NIL
Tata Treasury Manager Fund	5000	NIL
Taurus Ultra Short Term Bond Fund	5000	NIL
Union KBC Ultra Short Term Debt Fund	5000	NIL
UTI Floating Rate Fund - Short Term Plan	5000	NIL
UTI Treasury Advantage Fund	10000	NIL

**Note:** Load Structure given above is applicable to retail plans, only for information purpose and subject to change. Please refer to the applicable load structure at the time of investing.

## Definitions

In this Fundz Watch, we have classified the diversified equity funds into different categories or peer-sets to facilitate better comparison. Thus we have made the classifications as (a) Large Cap Funds (b) Mid Cap Funds & (c) Blend Funds on the basis of market capitalisation. We have also formed peer-sets of Index Funds, ELSS Funds & Sectoral Funds.

**Classification criteria:** These are as per our own internal calculations and may or may not match with the classifications made by others ...

- **Large cap stock:** Stock with market capitalisation equal to or above the cut-off market capitalisation where cumulated market capitalisation (calculated in descending order) is 70% of total market capitalization of BSE
- **Large cap fund:** Fund having percentage holding of largecap stock more than or equal to 70% of the portfolio
- **Blend fund:** Fund having percentage holding of largecap stock less than 70% and higher than or equal to 40% of the portfolio
- **Midcap fund:** Fund having percentage holding of largecap stock less than 40% of the portfolio

### Expense Ratio:

The expense ratio of a fund indicates the efficiency and cost effectiveness of the fund. The expenses are incurred to meet the general running expenses of the fund.

Expense Ratio = Total Expenses / Average Net Assets of the Fund



Large Cap Funds

^ Expense ratios as of 30th Sept, 2015. \*Holding Data as on 29th Feb 16

Scheme Name	Date of Inception	Benchmark	^ Expense Ratio %	As on 31st Mar 2016		% Change over a quarter		% Exposure in Holdings*		
				Corpus in crs	NAV (Rs)	Corpus	NAV	Top Holding	Total of Top 5	Total of Top 10
Axis Equity Fund	05-Jan-10	NIFTY 50	2.55%	1881.46	18.24	-2.45%	-4.35%	HDFC Bank Ltd(8.12)	31.44	51.54
Axis Focused 25 Fund	29-Jun-12	NIFTY 50	3.12%	336.18	16.91	1.42%	-3.70%	HDFC Bank Ltd(7.84)	33.94	57.20
Baroda Pioneer Growth Fund	12-Sep-03	NIFTY 100	2.88%	243.55	71.55	-3.39%	-4.45%	Infosys Ltd(8.01)	26.59	39.31
Birla SL Frontline Equity Fund	30-Aug-02	S&P BSE 200	2.16%	10050.93	155.45	-1.22%	-2.09%	HDFC Bank Ltd(6.56)	23.77	37.60
Birla SL Top 100 Fund	24-Oct-05	NIFTY 50	2.33%	1738.30	40.90	-3.86%	-3.03%	HDFC Bank Ltd(6.65)	23.15	38.10
BNP Paribas Div Yield Fund	24-Feb-03	NIFTY 200	2.73%	175.90	32.97	-0.10%	-5.19%	HDFC Bank Ltd(8.42)	30.47	46.60
BNP Paribas Equity Fund	23-Sep-04	NIFTY 50	2.48%	1178.49	63.61	6.36%	-4.75%	HDFC Bank Ltd(8.57)	30.82	48.54
BOI AXA Equity Fund	21-Oct-08	NIFTY 50	2.89%	71.52	25.69	-16.09%	-4.46%	Infosys Ltd(8.06)	26.63	41.17
Canara Robeco Large Cap Plus Fund	21-Aug-10	S&P BSE 100	2.98%	95.96	16.53	-6.31%	-2.54%	HDFC Bank Ltd(9.61)	32.33	46.34
DHFL Pramerica Largecap Fund	06-Dec-10	NIFTY 50	2.95%	107.79	120.82	92.86%	-1.82%	Infosys Ltd(9.22)	35.59	53.20
DSPBR Equity Fund	29-Apr-97	NIFTY 500	2.33%	2301.68	25.67	-8.40%	-5.29%	HDFC Bank Ltd(9.18)	28.45	44.13
DSPBR Focus 25 Fund	10-Jun-10	S&P BSE 200	2.79%	1174.78	16.47	15.21%	-2.49%	HDFC Bank Ltd(9.27)	34.23	57.20
DSPBR Opportunities Fund	16-May-00	NIFTY 500	2.65%	770.03	145.02	-6.17%	-2.52%	HDFC Bank Ltd(6.18)	27.83	47.08
DSPBR Top 100 Fund	10-Mar-03	S&P BSE 100	2.28%	3189.49	146.50	-7.70%	-3.98%	HDFC Bank Ltd(8.61)	32.95	54.97
Edelweiss Div Growth Equity Top 100 Fund	20-May-09	NIFTY 50	2.89%	97.95	23.98	-5.89%	-2.99%	HDFC Bank Ltd(4.67)	19.74	31.97
Franklin India Bluechip Fund	01-Dec-93	S&P BSE SENSEX	2.20%	6438.50	344.23	-2.86%	-0.17%	HDFC Bank Ltd(7.49)	27.15	43.14
Franklin India Flexicap Fund	02-Mar-05	NIFTY 500	2.29%	2630.30	59.64	-4.77%	-1.12%	HDFC Bank Ltd(7.5)	23.40	36.67
Franklin India High Growth Companies	26-Jul-07	NIFTY 500	2.26%	3848.78	27.55	-1.01%	-4.69%	HDFC Bank Ltd(8.07)	35.46	53.51
Franklin India Opportunities Fund	21-Feb-00	S&P BSE 200	2.81%	450.36	53.22	-1.78%	-3.09%	HDFC Bank Ltd(6.89)	22.52	38.12
Franklin India Prima Plus	29-Sep-94	NIFTY 500	2.26%	6388.43	432.23	6.63%	-0.84%	HDFC Bank Ltd(7.51)	24.35	38.39
HDFC Equity Fund	01-Jan-95	NIFTY 500	2.19%	14113.12	416.70	-17.97%	-6.28%	Infosys Ltd(9.65)	35.52	53.71
HDFC Growth Fund	11-Sep-00	S&P BSE SENSEX	2.47%	989.61	125.25	-13.21%	-4.91%	Infosys Ltd(8.75)	34.17	50.98
HDFC Large Cap Fund	18-Feb-94	S&P BSE SENSEX	2.47%	1060.75	81.96	-8.48%	-2.67%	Infosys Ltd(9.22)	37.82	61.23
HDFC Premier Multicap Fund	06-Apr-05	NIFTY 500	2.80%	257.26	37.96	-15.60%	-11.62%	Infosys Ltd(7.2)	28.87	47.42
HDFC TOP 200 Fund	11-Oct-96	S&P BSE 200	2.25%	11275.10	309.11	-11.03%	-4.57%	Infosys Ltd(8.51)	31.90	49.79
HSBC Dynamic Fund	24-Sep-07	S&P BSE 200	2.92%	52.35	13.34	-8.10%	-0.24%	HDFC Bank Ltd(8.08)	32.54	51.40
HSBC Equity Fund	10-Dec-02	S&P BSE 200	2.58%	617.87	141.27	-9.23%	-1.68%	Infosys Ltd(9.08)	33.44	53.10
HSBC India Opportunities Fund	24-Feb-04	S&P BSE 500	2.61%	487.53	61.05	-10.17%	-1.74%	HDFC Bank Ltd(8.39)	29.38	48.04
ICICI Pru Focused Bluechip Equity Fund	25-May-08	NIFTY 50	2.16%	9447.66	27.52	-2.92%	-3.68%	HDFC Bank Ltd(9.09)	29.88	46.53
ICICI Pru Multicap Fund	01-Oct-94	S&P BSE 200	2.51%	987.80	192.78	-5.83%	-3.58%	ICICI Bank Ltd(8.49)	31.84	50.19
ICICI Pru Select Large Cap Fund	28-May-09	S&P BSE 100	2.79%	533.46	21.41	-6.39%	-1.74%	ICICI Bank Ltd(8.42)	37.91	66.29
ICICI Pru Top 100 Fund	09-Jul-98	NIFTY 50	2.32%	1260.10	223.31	-5.88%	-4.64%	Power Grid Corp(9.83)	31.56	48.85
IDBI India Top 100 Equity Fund	15-May-12	NIFTY 50	2.93%	301.73	18.24	9.69%	-2.56%	Bajaj Holdings Inv(3.98)	17.14	32.29
IDFC Equity Fund	09-Jun-06	NIFTY 50	2.76%	237.84	22.36	-6.77%	-1.43%	HDFC Bank Ltd(7.54)	29.79	46.58
IDFC Imperial Equity Fund	16-Mar-06	S&P BSE 200	2.89%	104.46	24.53	-9.24%	-4.56%	HDFC Bank Ltd(9)	32.61	51.97
JM Basic Fund	25-Mar-97	S&P BSE 200	2.84%	132.59	19.70	-10.14%	-5.34%	Tata Motors Ltd(8.5)	33.53	55.87
JM Equity Fund	01-Dec-94	S&P BSE SENSEX	2.94%	28.05	51.08	0.50%	-2.49%	Infosys Ltd(7.9)	32.86	51.72
JM Multi Strategy Fund	23-Sep-08	S&P BSE 500	2.86%	107.73	19.67	-11.45%	-4.24%	Eicher Motors Ltd(16.27)	42.31	65.57
JP Morgan India Equity Fund	14-Jun-07	S&P BSE 200	2.52%	440.72	21.52	-6.07%	-3.01%	HDFC Bank Ltd(9.18)	29.10	44.26
JP Morgan India Top 100 Fund	23-Jun-14	S&P BSE 100	2.58%	146.38	11.01	-17.14%	-2.38%	HDFC Bank Ltd(9.55)	34.00	51.18
Kotak 50	29-Dec-98	NIFTY 50	2.40%	1270.54	165.63	3.20%	-2.54%	Infosys Ltd(8.91)	29.91	46.94
Kotak Classic Equity Fund	27-Jul-05	NIFTY 100	2.94%	95.52	32.71	-7.89%	-2.82%	Infosys Ltd(7.72)	24.98	40.66
Kotak Opportunities Fund	09-Sep-04	NIFTY 500	2.76%	662.59	78.04	-4.50%	-3.68%	Infosys Ltd(6.81)	21.63	34.43
Kotak Select Focus Fund	17-Sep-09	NIFTY 200	2.21%	3870.57	22.16	3.35%	-3.00%	HDFC Bank Ltd(6.01)	22.98	37.22
L&T Equity Fund	16-May-05	S&P BSE 200	2.29%	2704.11	57.84	-8.36%	-3.71%	Infosys Ltd(7.31)	25.40	39.07
L&T India Largecap Fund	23-Oct-07	S&P BSE 100	2.80%	363.07	19.31	-5.20%	-3.30%	HDFC Bank Ltd(7.04)	26.72	39.69
LIC Nomura Growth Fund	01-Sep-99	S&P BSE SENSEX	2.93%	120.96	18.85	-0.17%	-3.17%	HDFC Bank Ltd(7.18)	27.89	46.69
Mirae Asset India Opportunities Fund	04-Apr-08	S&P BSE 200	2.41%	1489.33	31.09	7.05%	-3.90%	HDFC Bank Ltd(7.34)	25.43	40.91
Most Focused 25 Fund	13-May-13	NIFTY 50	2.87%	367.07	14.61	-9.78%	-8.22%	Eicher Motors Ltd(9.42)	43.20	70.52
MOST Focused Multicap 35 Fund	28-Apr-14	NIFTY 500	2.41%	3088.40	16.60	4.39%	-5.59%	Eicher Motors Ltd(9.23)	42.39	69.04
Principal Largecap Fund	11-Nov-05	S&P BSE 100	2.58%	280.33	43.30	-5.77%	-5.13%	Infosys Ltd(7.88)	28.45	44.33
Reliance Focused Large Cap Fund	30-Mar-06	NIFTY 50	2.46%	1034.78	21.55	-3.42%	-7.08%	HDFC Bank Ltd(7.81)	33.08	53.37
Reliance Quant Plus Fund	18-Apr-08	NIFTY 50	2.37%	810.57	18.18	-26.79%	-2.04%	Reliance Inds Ltd(11.15)	42.97	71.31
Reliance Top 200 Fund	09-Aug-07	NIFTY 50	2.48%	1924.71	22.20	-6.11%	-5.77%	Reliance Inds Ltd(7.54)	30.50	52.98
Religare Invesco Business Leaders Fund	21-Aug-09	NIFTY 50	2.71%	264.56	19.93	9.62%	-3.25%	Infosys Ltd(9.57)	40.62	64.94
Religare Invesco Dynamic Equity Fund	04-Oct-07	S&P BSE 100	3.05%	90.77	20.45	21.11%	-5.28%	HDFC Bank Ltd(6.92)	31.18	55.34
Religare Invesco Growth Fund	09-Aug-07	S&P BSE 100	2.99%	121.36	21.87	-15.21%	-4.04%	Infosys Ltd(9)	34.80	53.23
SBI Bluechip Fund	17-Feb-06	S&P BSE 100	2.32%	4100.07	27.92	29.60%	-1.85%	HDFC Bank Ltd(5.89)	25.53	37.74
SBI Contra Fund	14-Jul-99	S&P BSE 100	2.35%	1659.62	83.59	-9.82%	-1.85%	HDFC Bank Ltd(10.75)	38.43	56.66
SBI Magnum Equity Fund	01-Jan-91	NIFTY 50	2.43%	1291.91	72.78	3.22%	-1.45%	Infosys Ltd(9.66)	36.43	57.77
Sundaram Growth Fund	24-Apr-97	S&P BSE 200	2.75%	204.86	106.01	-10.52%	-1.90%	Infosys Ltd(7.95)	33.69	51.06
Sundaram Select Focus Fund	30-Jul-02	NIFTY 50	2.83%	332.17	117.55	-8.76%	-3.20%	Infosys Ltd(9.63)	34.95	50.15
Tata Large Cap Fund	07-May-98	S&P BSE SENSEX	2.63%	760.19	156.37	-8.10%	-2.48%	HDFC Bank Ltd(8.15)	26.74	43.29
Taurus Starshare	29-Jan-94	S&P BSE 200	2.85%	171.58	83.07	-9.39%	-6.26%	Reliance Inds Ltd(5.74)	25.87	43.07
UTI Bluechip Flexicap Fund	30-Jan-06	NIFTY 50	2.36%	1432.05	23.13	-6.06%	-2.30%	HDFC Bank Ltd(6.73)	27.81	45.41
UTI Equity Fund	18-May-92	S&P BSE 100	2.35%	4467.56	96.62	-3.77%	-3.28%	HDFC Bank Ltd(5.91)	25.45	41.90
UTI India Lifestyle Fund	30-Jul-07	NIFTY 500	2.76%	248.46	18.50	-9.35%	-3.89%	Infosys Ltd(7.88)	28.80	43.92
UTI Mastershare Fund	19-Sep-86	S&P BSE 100	2.34%	2828.95	85.31	-5.65%	-1.97%	HDFC Bank Ltd(7.57)	25.95	40.65
UTI Multicap Fund	22-Aug-14	S&P BSE 200	2.99%	336.29	10.17	-8.24%	-4.30%	Infosys Ltd(7.62)	25.54	38.38
UTI Opportunities Fund	16-Jul-05	S&P BSE 100	2.25%	4586.78	43.87	-9.42%	-2.95%	HDFC Bank Ltd(7.99)	29.42	45.72
UTI Top 100 Fund	20-May-09	S&P BSE 100	2.80%	814.63	45.87	-7.11%	-2.92%	HDFC Bank Ltd(7.66)	25.01	38.96
<b>Average</b>			<b>2.60%</b>			<b>-3.14%</b>			<b>30.40</b>	<b>48.27</b>



## Mid Cap Funds

Scheme Name	Date of Inception	Benchmark	Expense Ratio %	As on 31st Mar 2016		% Change over a quarter		% Exposure in Holdings*		
				Corpus in crs	NAV (Rs)	Corpus	NAV	Top Holding	Total of Top 5	Total of Top 10
Axis Midcap Fund	18-Feb-11	S&P BSE Midcap	2.69%	1122.47	23.07	-9.30%	-7.90%	P&G Hygiene & HC(5.16)	22.23	38.81
Birla SL India GenNext	05-Aug-05	NIFTY 50	2.82%	321.82	51.55	10.16%	-4.92%	HDFC Bank Ltd(4.95)	19.63	34.11
Birla SL Midcap Fund	03-Oct-02	NIFTY MIDCAP 100	2.40%	1441.45	206.26	-6.80%	-7.08%	GSPL(3.49)	14.64	26.58
Birla SL MNC Fund	27-Dec-99	NIFTY MNC	2.43%	2908.91	560.98	5.33%	-5.14%	Bosch Ltd.(8.14)	36.76	63.28
Birla SL Pure Value Fund	31-Mar-08	S&P BSE 200	2.73%	393.00	37.74	-3.25%	-5.28%	GAIL(6.08)	22.71	38.65
Birla SL Small & Midcap Fund	31-May-07	NIFTY MIDCAP 100	2.88%	175.35	24.06	-4.75%	-7.71%	Kansai Nerolac Paint(3.37)	14.81	27.92
BNP Paribas Midcap Fund	02-May-06	NIFTY MIDCAP 100	2.69%	477.26	23.62	6.26%	-8.29%	Indusind Bank Ltd(4.64)	19.60	33.10
Canara Robeco Emerging Equity Fund	11-Feb-05	NIFTY MIDCAP 100	2.82%	869.34	56.59	4.76%	-10.09%	Indusind Bank Ltd(3.46)	13.58	23.83
DHFL Pramerica Midcap Opportunities Fund	02-Dec-13	NIFTY MIDCAP 100	2.97%	154.08	14.18	-7.58%	-8.99%	Motherson Sumi Sys(3.03)	13.24	23.40
DSPBR Micro Cap Fund	14-Jun-07	S&P BSE Smallcap	2.43%	2213.86	40.90	-0.86%	-7.39%	K P R Mill Ltd(3.81)	16.64	30.83
DSPBR Small & Midcap Fund	14-Nov-06	NIFTY MIDCAP 100	2.39%	1751.65	35.32	-6.28%	-5.84%	Kotak Mahindra Bank Ltd(5.02)	18.58	31.73
Edelweiss Emerging Leaders Fund	25-Aug-11	NIFTY MIDCAP 100	2.88%	43.09	18.96	5.06%	-14.86%	Fiem Industries Ltd(4.98)	19.98	35.41
Franklin India Prima Fund	01-Dec-93	NIFTY 500	2.31%	3592.52	650.73	-6.60%	-3.66%	Yes Bank Ltd(4.61)	16.20	28.03
Franklin India Smaller Companies Fund	13-Jan-06	NIFTY MIDCAP 100	2.40%	2502.29	38.19	-4.05%	-5.01%	Finolex Cables Ltd(4.06)	15.54	26.04
HDFC Midcap Opportunities Fund	05-Jul-07	NIFTY MIDCAP 100	2.32%	9941.07	36.25	-6.56%	-5.08%	Bajaj Finance Ltd(3.4)	12.25	22.18
HDFC Small and Mid Cap Fund	03-Apr-08	NIFTY SMALL 100	2.55%	857.04	25.24	-9.91%	-7.54%	Aurobindo Pharma Ltd(4.06)	14.94	26.29
HSBC Midcap Equity Fund	19-May-05	S&P BSE Midcap	2.69%	353.46	36.44	-11.52%	-9.75%	Cholamandalam Inv Fin(4.77)	21.01	38.56
ICI Pru Midcap Fund	28-Oct-04	NIFTY MIDCAP 100	2.43%	1125.40	65.23	-12.56%	-8.46%	Welspun India Ltd(4.53)	21.36	37.18
IDFC Premier Equity Fund	26-Sep-05	S&P BSE 500	2.25%	5797.21	68.16	-8.56%	-6.68%	Vardhman Textiles Ltd(4.79)	19.30	35.04
IDFC Sterling Equity Fund	07-Mar-08	NIFTY MIDCAP 100	2.38%	1248.75	32.24	-14.75%	-9.81%	Ramco Cements Ltd(5.11)	18.05	31.58
Indiabulls Value Discovery Fund	07-Sep-15	S&P BSE 500	NA	24.62	9.36	0.67%	-8.86%	Nilkamal Ltd(4.15)	19.01	35.10
JP Morgan India Mid & Small cap Fund	26-Dec-07	NIFTY MIDCAP 100	2.44%	595.75	18.21	-9.09%	-6.51%	Britannia Industries Ltd(4.64)	19.16	32.32
Kotak Emerging Equity Fund	30-Mar-07	S&P BSE Midcap	2.71%	776.16	25.17	-2.07%	-5.65%	Whirlpool India Ltd(4.06)	16.76	29.91
Kotak Midcap Fund	24-Feb-05	NIFTY MIDCAP 100	2.86%	331.43	52.06	-5.58%	-2.89%	Ramco Cements Ltd(3.36)	15.30	28.86
L&T India Value Fund	08-Jan-10	S&P BSE 200	2.94%	922.69	23.92	25.76%	-6.41%	Infosys Ltd(5.79)	19.24	28.94
L&T Midcap Fund	09-Aug-04	NIFTY MIDCAP 100	2.94%	379.02	82.73	1.55%	-8.58%	Sundaram Finance Ltd(2.53)	12.15	22.13
LIC Nomura Mid Cap Fund	21-Feb-15	NIFTY MIDCAP 100	2.79%	73.70	9.27	-3.38%	-4.20%	Britannia Industries Ltd(5.63)	24.73	42.27
Mirae Asset Emerging Bluechip Fund	09-Jul-10	NIFTY MIDCAP 100	2.55%	1198.65	29.77	13.69%	-6.37%	Kotak Mahindra Bank Ltd(4.02)	16.80	29.35
Most Focused Midcap 30 Fund	24-Feb-14	NIFTY MIDCAP 100	2.73%	874.39	19.08	6.06%	-6.24%	Amara Raja Batteries Ltd(9.04)	37.33	62.20
Reliance Mid & Small Cap Fund	27-Dec-06	S&P BSE MidSmallCap	2.38%	2023.31	30.31	-10.07%	-12.73%	United Spirits Ltd(4.63)	18.07	32.18
Reliance Small Cap Fund	21-Sep-10	S&P BSE Smallcap	2.44%	1831.89	24.33	-2.25%	-12.28%	Navin Fluorine(3.42)	15.26	27.49
Religare Invesco Mid N Small Cap Fund	17-Mar-08	NIFTY MIDCAP 100	2.74%	452.33	33.02	-4.39%	-8.33%	Sanofi India Ltd(4.37)	20.41	37.57
Religare Invesco Midcap Fund	19-Apr-07	NIFTY MIDCAP 100	3.01%	122.01	32.12	-1.01%	-8.25%	Divis Laboratories Ltd(4.27)	19.84	36.96
SBI Emerging Business Fund	11-Oct-04	S&P BSE 500	2.41%	1538.07	90.02	-4.07%	-3.12%	P&G Hygiene & HC(11.54)	39.67	63.77
SBI Magnum Global Fund	30-Sep-94	S&P BSE Midcap	2.47%	2385.97	126.68	1.44%	-5.61%	P&G Hygiene & HC(4.79)	19.49	35.36
SBI Magnum MidCap Fund	15-Apr-05	S&P BSE Midcap	2.55%	1480.43	57.96	11.64%	-6.12%	Cholamandalam Inv Fin(4.66)	20.84	34.54
SBI Small & Midcap Fund	09-Sep-09	S&P BSE Smallcap	2.61%	706.33	31.27	-0.77%	-9.76%	Solar Industries India Ltd(9.71)	35.82	58.27
Sundaram SMILE Fund	15-Feb-05	S&P BSE Smallcap	2.59%	1122.66	63.77	-13.19%	-12.66%	Strides Shasun Ltd(4.37)	17.51	31.19
Sundaram Select Midcap	30-Jul-02	S&P BSE Midcap	2.37%	3159.46	327.70	-4.64%	-6.27%	Bajaj Finance Ltd(6.18)	23.04	36.71
Tata Midcap Growth Fund	01-Jul-94	NIFTY MIDCAP 100	2.95%	512.09	94.64	-8.23%	-9.08%	Sabbhav Engineering(3.89)	16.13	27.41
Union KBC Small and Midcap Fund	03-Jun-14	NIFTY SMALL 100	3.14%	131.70	11.24	17.55%	-9.65%	Bajaj Finance Ltd(4.84)	18.49	32.83
UTI Midcap Fund	07-Apr-04	NIFTY MIDCAP 100	2.40%	3057.25	75.62	-8.90%	-5.95%	M&M Financial Services(3.54)	12.90	22.30
<b>Average</b>			<b>2.62%</b>			<b>-1.93%</b>			<b>19.74</b>	<b>34.29</b>

## Blend Funds

Scheme Name	Date of Inception	Benchmark	Expense Ratio %	As on 31st Mar 2016		% Change over a quarter		% Exposure in Holdings*		
				Corpus in crs	NAV (Rs)	Corpus	NAV	Top Holding	Total of Top 5	Total of Top 10
Birla SL Advantage Fund	24-Feb-95	S&P BSE 200	2.81%	866.43	281.88	49.23%	-3.69%	HDFC Bank Ltd(6.49)	29.56	48.07
Birla SL Div Yield Plus	26-Feb-03	NIFTY 500	2.43%	1009.87	126.08	-10.35%	-6.69%	Infosys Ltd(5.78)	23.51	39.05
Birla SL Equity Fund	27-Aug-98	S&P BSE 200	2.28%	2272.27	463.93	-4.99%	-2.60%	HDFC Bank Ltd(6.3)	23.74	40.05
Birla SL India Opportunities Fund	02-Mar-95	NIFTY 500	2.95%	114.42	111.99	6.31%	-3.83%	Sanofi India Ltd(7.05)	32.45	57.19
Birla SL Special Situations Fund	28-Feb-08	S&P BSE 200	2.88%	117.73	16.22	-12.01%	-9.02%	Maruti Suzuki India Ltd(7.6)	27.14	42.53
Canara Robeco Equity Diversified Fund	28-Aug-03	S&P BSE 200	2.70%	682.80	86.12	-10.20%	-6.86%	HDFC Bank Ltd(8.66)	30.45	43.00
Canara Robeco F.O.R.C.E Fund	14-Sep-09	NIFTY 50	3.08%	103.84	23.44	-4.62%	-7.46%	HDFC Bank Ltd(9.89)	32.24	49.13
DHFL Pramerica Diversified Equity Fund	25-Feb-15	S&P BSE 200	3.04%	98.75	9.45	-0.31%	-6.53%	Infosys Ltd(6.41)	24.39	36.99
Edelweiss Prudent Advantage Fund	12-Aug-09	NIFTY 200	1.07%	5.31	18.99	185.56%	-1.96%	Indusind Bank Ltd(2.86)	13.69	25.57
Goldman Sachs India Equity Fund	07-Nov-12	NIFTY 500	2.86%	76.78	17.60	-20.58%	-9.14%	Infosys Ltd(6.22)	21.17	31.94
HDFC Capital Builder Fund	01-Feb-94	NIFTY 500	2.61%	1015.26	194.38	-1.67%	-5.13%	HDFC Bank Ltd(5.94)	25.30	43.23





## Blend Funds

Scheme Name	Date of Inception	Benchmark	Expense Ratio %	As on 31st Mar 2016		% Change over a quarter		% Exposure in Holdings*		
				Corpus in crs	NAV (Rs)	Corpus	NAV	Top Holding	Total of Top 5	Total of Top 10
HDFC Core & Satellite Fund	17-Sep-04	S&P BSE 200	2.82%	343.81	55.33	-1.73%	-10.50%	Grasim Industries Ltd(9.26)	37.22	56.50
HSBC Dividend Yield Equity Fund	21-Mar-07	S&P BSE 200	2.52%	37.18	15.40	-9.12%	-2.33%	Infosys Ltd(8.54)	31.50	50.05
ICICI Pru Value Discovery Fund	16-Aug-04	S&P BSE 500	2.24%	10560.84	108.79	-0.97%	-4.45%	Larsen & Toubro Ltd(8.63)	27.32	40.38
IDBI Diversified Equity Fund	28-Mar-14	S&P BSE 500	2.89%	364.33	16.09	7.93%	-3.77%	Eicher Motors Ltd(4.03)	17.45	31.42
IDFC Classic Equity Fund	27-Jun-05	S&P BSE 200	2.85%	150.11	29.64	-5.28%	-5.53%	Infosys Ltd(7.71)	26.41	42.42
Indiabulls Blue Chip Fund	10-Feb-12	NIFTY 50	2.83%	407.94	14.06	16.55%	-4.16%	Reliance Inds Ltd(6.51)	28.12	45.65
L&T Business Cycles Fund	21-Aug-14	S&P BSE 200	2.54%	1175.07	11.08	-8.55%	-7.14%	HDFC Bank Ltd(6.31)	17.14	28.88
L&T India Special Situations Fund	22-May-06	S&P BSE 200	2.52%	898.80	33.01	-7.28%	-4.79%	Infosys Ltd(6.21)	20.85	34.98
LIC Nomura Equity Fund	16-Apr-98	S&P BSE SENSEX	2.67%	295.49	35.97	-10.25%	-4.59%	ICICI Bank Ltd(7.38)	29.36	46.65
Principal Div Yield Fund	15-Oct-04	NIFTY DIV OPPS 50	2.66%	98.04	32.60	-10.37%	-6.27%	Hindustan Unilever Ltd(7.97)	24.48	41.17
Principal Emerging Bluechip Fund	12-Nov-08	NIFTY MIDCAP 100	2.61%	475.64	64.95	-6.63%	-5.20%	Eicher Motors Ltd(4.62)	17.59	30.25
Principal Growth Fund	25-Oct-00	S&P BSE 100	2.53%	334.43	89.57	-8.24%	-6.50%	Infosys Ltd(5.9)	22.51	36.11
Quantum Long Term Equity Fund	13-Mar-06	S&P BSE SENSEX	1.25%	444.27	38.46	0.34%	-2.41%	Bajaj Holdings Inv(7.74)	33.73	53.09
Reliance Equity Opportunities Fund	31-Mar-05	S&P BSE 100	2.21%	10328.93	66.41	-9.61%	-10.75%	HDFC Bank Ltd(5.9)	24.10	42.17
Reliance Growth Fund	08-Oct-95	S&P BSE 100	2.23%	4913.69	728.42	-9.53%	-9.50%	HCL Technologies Ltd(5.57)	23.30	38.46
Reliance Regular Saving - Equity Plan	09-Jun-05	S&P BSE 100	2.30%	2556.97	48.42	-6.16%	-10.67%	Honeywell Automation(6.44)	22.77	39.32
Reliance Vision Fund	08-Oct-95	S&P BSE 100	2.26%	3024.89	412.91	-7.85%	-2.08%	Infosys Ltd(11.28)	39.39	58.37
Religare Invesco Contra Fund	11-Apr-07	S&P BSE 500	2.69%	761.77	29.84	-11.91%	-3.12%	Infosys Ltd(7.42)	28.42	48.54
SBI Magnum COMMA Fund	24-Aug-05	NIFTY COMMODITIES	2.84%	176.62	23.03	-5.04%	0.81%	Reliance Inds Ltd(9.16)	35.99	59.15
SBI Magnum Multicap Fund	14-Oct-05	S&P BSE 500	2.77%	605.04	32.59	5.36%	-3.01%	Infosys Ltd(6.13)	21.96	35.02
SBI Magnum Multiplier Plus	28-Feb-93	S&P BSE 200	2.43%	1419.32	150.03	-4.72%	-6.15%	HDFC Bank Ltd(7)	27.08	42.78
Sundaram Equity Multiplier Fund	28-Feb-07	NIFTY MIDCAP 100	2.99%	331.77	21.64	86.26%	-4.62%	Infosys Ltd(6.41)	24.18	37.30
Sundaram Rural India Fund	12-May-06	S&P BSE 500	2.96%	476.33	26.11	118.62%	-1.86%	HDFC Bank Ltd(8.23)	32.93	48.33
Tata Div Yield Fund	28-Sep-04	NIFTY 500	2.79%	277.69	56.18	-8.83%	-4.60%	HCL Technologies Ltd(6.07)	26.40	45.82
Tata Equity Opportunities Fund	25-Feb-93	S&P BSE 200	2.52%	1086.48	143.69	0.42%	-5.41%	HDFC Bank Ltd(5.87)	20.05	32.78
Tata Equity P/E Fund	17-May-04	S&P BSE SENSEX	2.72%	548.15	82.08	-8.56%	-5.71%	Power Grid Corp(6.46)	26.19	41.22
Tata Ethical Fund	24-May-96	S&P BSE SENSEX	3.01%	409.74	124.45	3.22%	-3.63%	Infosys Ltd(5.49)	18.86	32.76
Taurus Bonanza Fund	28-Feb-95	S&P BSE 100	2.99%	22.10	56.33	-3.37%	-8.44%	Infosys Ltd(7.29)	30.12	45.81
Taurus Discovery Fund	05-Sep-94	NIFTY MIDCAP 100	2.91%	30.65	27.93	-9.24%	-8.61%	Bajaj Finance Ltd(4.77)	20.08	35.76
Taurus Ethical Fund	06-Apr-09	NIFTY 500 Shariah	2.86%	26.08	37.07	-6.55%	-5.94%	Infosys Ltd(8.25)	28.03	47.40
Templeton India Growth Fund	02-Sep-96	S&P BSE SENSEX	2.67%	453.38	177.41	-11.29%	-4.21%	Bajaj Holdings Inv(15.07)	55.08	80.42
Union KBC Equity Fund	10-Jun-11	S&P BSE 100	3.08%	134.80	14.11	-0.34%	-5.05%	Infosys Ltd(6.07)	25.48	41.71
UTI Div Yield Fund	01-Jun-05	S&P BSE 100	2.29%	2525.27	44.97	-10.72%	-3.11%	Infosys Ltd(8.01)	23.84	39.50
UTI MNC Fund	15-Apr-98	NIFTY MNC	2.60%	1749.01	143.96	1.91%	-4.83%	Hindustan Unilever Ltd(8.13)	30.41	49.17
<b>Average</b>			<b>2.62%</b>			<b>5.22%</b>			<b>26.71</b>	<b>43.02</b>

## Index Funds

Scheme Name	Date of Inception	Expense Ratio %	As on 31st Mar 2016		% Change over a quarter		% Exposure in Holdings*			
			Corpus in crs	NAV (Rs)	Corpus	NAV	Top Holding	Total of Top 5	Total of Top 10	
Index Fund based on Nifty	Birla Sun Life Index Fund	18-Sep-02	0.71%	458.89	76.08	-29.74%	-2.25%	6.28	26.00	39.60
	Franklin India Index Fund	27-Aug-01	1.05%	205.58	61.22	2.28%	-2.61%	8.59	35.81	54.37
	HDFC Index Fund	17-Jul-02	0.52%	153.61	68.43	7.79%	-2.48%	8.63	36.08	54.80
	ICICI Pru Index Fund	26-Feb-02	0.71%	166.25	74.11	22.97%	-2.33%	7.97	33.06	50.30
	LIC Nomura Index Fund	14-Nov-02	1.55%	15.52	42.95	1.25%	-2.54%	8.69	36.24	55.04
	Principal Index Fund	27-Jul-99	1.00%	32.88	53.36	-8.61%	-2.47%	8.67	36.08	54.90
	Reliance Index Fund Nifty	01-Oct-10	0.87%	70.58	12.92	3.77%	-2.59%	8.61	35.83	54.57
	SBI Magnum Index Fund	04-Feb-02	0.45%	173.87	65.39	12.08%	-2.56%	8.30	34.54	52.60
	Tata Index Fund Nifty A	25-Feb-03	1.12%	8.92	45.99	-6.92%	-2.54%	8.66	36.08	52.92
Index Fund based on Sensex	UTI Nifty Index Fund	14-Feb-00	0.47%	306.71	48.94	5.35%	-2.45%	8.54	35.56	54.16
	HDFC Index Fund	17-Jul-02	0.30%	85.23	218.32	-3.37%	-2.63%	10.37	43.09	65.38
	HDFC Sensex Plus	17-Jul-02	1.07%	113.26	331.59	-6.96%	-3.03%	9.15	38.04	57.98
	LIC Nomura Index Fund	14-Nov-02	1.87%	13.57	47.35	-4.30%	-3.11%	10.43	43.40	65.85
	Reliance Index Fund Sensex	01-Oct-10	0.89%	5.63	12.41	1.41%	-3.15%	10.14	42.23	64.09
<b>Average</b>			<b>0.91%</b>			<b>-0.46%</b>			<b>37.03</b>	<b>55.99</b>



ELSS/Tax Saving Schemes

Scheme Name	Date of Inception	Benchmark	Expense Ratio %	As on 31st Mar 2016		% Change over a quarter		% Exposure in Holdings*		
				Corpus in crs	NAV (Rs)	Corpus	NAV	Top Holding	Total of Top 5	Total of Top 10
Axis Long Term Equity Fund	29-Dec-09	S&P BSE 200	2.51%	6957.75	29.19	7.38%	-4.66%	HDFC Bank Ltd(8.11)	33.68	51.95
Baroda Pioneer Elss 96	31-Mar-96	S&P BSE SENSEX	2.88%	43.81	26.10	0.70%	-12.71%	Infosys Ltd(8.39)	26.44	40.67
Birla Sun Life Tax Plan	16-Feb-99	S&P BSE SENSEX	2.96%	295.42	26.47	4.05%	-4.06%	Sundaram Clayton(6.36)	24.12	38.78
Birla Sun Life Tax Relief 96	29-Mar-96	S&P BSE 200	2.38%	1908.73	20.96	-2.00%	-4.16%	Sundaram Clayton(6.52)	24.43	39.26
BNP Paribas Long Term Equity Fund	05-Jan-06	NIFTY 200	2.82%	399.49	28.17	-2.37%	-5.70%	HDFC Bank Ltd(8.63)	30.08	47.33
BOI AXA Tax Advantage Fund	25-Feb-09	NIFTY 50	2.87%	48.57	34.92	-1.97%	-6.15%	HDFC Bank Ltd(5.08)	18.38	31.26
Canara Robeco Equity Taxsaver	31-Mar-93	S&P BSE 100	2.57%	761.00	43.09	-8.94%	-5.44%	HDFC Bank Ltd(7.59)	27.81	41.02
DFHL Pramerica Tax Savings Fund	11-Dec-15	S&P BSE 200	NA	39.91	21.29	-	-1.16%	HDFC Bank Ltd(6.06)	20.73	31.78
DSP BR Tax Saver	18-Jan-07	NIFTY 500	2.50%	1056.13	31.36	-4.32%	-2.30%	HDFC Bank Ltd(6.39)	26.45	42.02
Edelweiss ELSS Fund	30-Dec-08	NIFTY 500	2.89%	56.62	33.78	-6.06%	-5.35%	Infosys Ltd(4.94)	17.72	29.16
Franklin India Taxshield	10-Apr-99	NIFTY 500	2.39%	1800.73	412.25	-1.85%	-1.43%	HDFC Bank Ltd(7.21)	24.53	38.29
HDFC Long Term Advantage	02-Jan-01	S&P BSE SENSEX	2.52%	1035.62	227.11	-7.84%	-1.26%	Infosys Ltd(8.65)	31.53	51.71
HDFC Tax Saver	31-Mar-96	NIFTY 500	2.33%	4344.47	354.03	-9.45%	-5.81%	Infosys Ltd(7.02)	28.23	45.19
HSBC Tax Saver	05-Jan-07	S&P BSE 200	2.79%	158.98	25.40	-9.71%	-3.94%	HDFC Bank Ltd(8.70)	27.45	45.09
ICICI Pru Long Term Equity Fund	19-Aug-99	NIFTY 500	2.41%	2739.59	255.32	-1.96%	-6.81%	Cipla Ltd(7.62)	24.70	40.35
IDFC Tax Advantage Fund	29-Dec-08	S&P BSE 200	2.88%	358.38	36.10	0.61%	-6.68%	Infosys Ltd(5.4)	21.30	37.71
JM Tax Gain Fund	31-Mar-08	S&P BSE 500	2.89%	26.39	10.68	-8.49%	-4.56%	Eicher Motors Ltd(6.47)	27.79	50.81
JPMorgan India Tax Advantage	27-Jan-09	S&P BSE 200	2.70%	11.19	29.55	-4.28%	-3.42%	HDFC Bank Ltd(9.09)	28.87	43.73
Kotak Tax Saver	23-Nov-05	NIFTY 500	2.71%	441.41	28.88	-9.34%	-3.81%	Infosys Ltd(6.29)	22.04	36.18
L&T Tax Advantage Fund	27-Feb-06	S&P BSE 200	2.38%	1435.76	35.75	-6.81%	-4.40%	Infosys Ltd(7.44)	23.97	37.46
LIC Nomura Tax Plan	01-Jan-97	S&P BSE SENSEX	2.70%	50.72	44.50	-0.15%	-4.39%	Axis Bank Ltd(5.38)	21.46	34.46
Mirae Asset Tax Saver Fund	28-Dec-15	S&P BSE 200	NA	33.34	9.72	-	-3.30%	HDFC Bank Ltd(7.90)	26.17	43.72
Motilal Focused Long Term Fund	21-Jan-15	NIFTY 500	3.26%	102.39	10.60	17.99%	-5.54%	HDFC Bank Ltd(8.81)	40.85	66.84
Principal Personal Tax Saver	31-Mar-96	S&P BSE 100	2.51%	292.63	142.54	-10.17%	-5.40%	Infosys Ltd(7.9)	28.88	45.20
Principal Tax Saving Fund	31-Mar-96	S&P BSE 200	2.54%	234.02	132.08	-9.39%	-6.54%	Infosys Ltd(5.97)	22.73	36.41
Quantum Tax Saving Fund	23-Dec-08	S&P BSE SENSEX	1.24%	36.58	37.99	2.06%	-2.21%	Infosys Ltd(7.62)	33.27	53.01
Reliance Tax Saver	22-Sep-05	S&P BSE 100	2.37%	4278.99	42.72	-3.87%	-5.81%	TVS Motor Company(10.1)	28.26	45.83
Religare Invesco Tax Plan	29-Dec-06	S&P BSE 100	2.78%	250.10	33.81	-1.78%	-4.30%	HDFC Bank Ltd(8.26)	31.47	49.37
SBI Magnum Tax Gain	31-Mar-93	S&P BSE 100	2.26%	4319.01	105.12	-8.48%	-4.84%	HDFC Bank Ltd(7.6)	29.09	44.70
Sundaram Tax saver	22-Nov-99	S&P BSE 200	2.50%	1090.16	69.74	-7.57%	-4.61%	Bajaj Finance Ltd(5.19)	21.66	35.32
Tata India Tax Savings Fund	31-Mar-96	S&P BSE SENSEX	2.73%	245.81	11.71	5.15%	-5.61%	HDFC Bank Ltd(6.37)	19.97	32.86
Taurus Tax Shield	31-Mar-96	S&P BSE 200	2.97%	57.87	49.62	-14.97%	-6.38%	HDFC Bank Ltd(6.33)	26.93	45.91
Union KBC Tax Saver	23-Dec-11	S&P BSE 100	3.19%	86.09	18.52	5.82%	-5.75%	HDFC Bank Ltd(6.97)	21.70	38.22
UTI Long Term Equity Fund	26-Dec-99	S&P BSE 100	2.78%	576.99	62.04	-6.64%	-4.47%	Reliance Inds Ltd(6.8)	23.99	37.68
<b>Average</b>			<b>2.63%</b>				<b>-3.27%</b>		<b>26.08</b>	<b>42.04</b>

Sectoral Funds

Scheme Name	Date of Inception	Benchmark	Expense Ratio %	As on 31st Mar 2016		% Change over a quarter		Top Holding	Total of Top 5	Total of Top 10	
				Corpus in crs	NAV (Rs)	Corpus	NAV				
Technology Funds	BSL New Millennium	15-Jan-00	S&P BSE Teck	2.97%	69.44	35.80	-6.73%	-2.11%	Infosys Ltd(34.26)	69.19	89.98
	DSPBR Technology.com	16-May-00	S&P BSE Teck	2.98%	85.81	56.11	-2.90%	0.26%	Infosys Ltd(36.4)	63.03	81.86
	Franklin Infotech	21-Feb-00	S&P BSE IT	2.78%	158.89	115.59	-5.58%	1.50%	Infosys Ltd(34.58)	76.23	89.00
	ICICI Pru Technology	03-Mar-00	S&P BSE IT	2.80%	405.76	41.76	-4.82%	1.04%	Infosys Ltd(31.95)	71.21	90.59
	SBI IT Fund	14-Jul-99	S&P BSE IT	2.98%	87.27	46.88	-2.14%	0.61%	Infosys Ltd(37.9)	70.71	87.93
	Tata Digital India Fund	28-Dec-15	S&P BSE IT	3.16%	49.70	10.42	-	4.18%	Infosys Ltd(40.53)	73.73	85.95
<b>Average</b>			<b>2.95%</b>				<b>-4.43%</b>		<b>70.68</b>	<b>87.55</b>	
Pharma Fund	Reliance Pharma Fund	08-Jun-04	S&P BSE Healthcare	2.50%	1460.38	131.24	-4.52%	-12.47%	Abbott India Ltd(12.23)	53.88	87.97
	SBI Pharma Fund	14-Jul-99	S&P BSE Healthcare	2.56%	932.45	133.72	7.72%	-11.31%	Sun Pharma Inds(24.7)	61.82	83.39
	Tata India Pharma & HC Fund	28-Dec-15	NIFTY PHARMA	3.16%	73.70	9.38	-	-6.55%	Sun Pharma Inds(30.05)	63.15	80.87
	UTI Pharma & Healthcare	28-Jun-99	NIFTY PHARMA	3.00%	311.70	86.35	-2.06%	-8.84%	Sun Pharma Inds(23.54)	55.73	69.36
<b>Average</b>			<b>2.81%</b>				<b>0.38%</b>		<b>58.65</b>	<b>80.40</b>	
FMCG Fund	ICICI Pru FMCG Fund	31-Mar-99	NIFTY FMCG	2.68%	244.29	154.10	-3.10%	-4.58%	ITC Ltd(35.74)	53.26	68.74
	SBI FMCG Fund	14-Jul-99	S&P BSE FMCG	2.82%	217.20	74.34	-2.58%	-1.78%	ITC Ltd(40.15)	63.36	81.89
	<b>Average</b>			<b>2.75%</b>				<b>-2.84%</b>		<b>58.31</b>	<b>75.32</b>
Banking Fund	Baroda Pioneer Banking & Fin Services Fund	22-Jun-12	NIFTY BANK	2.92%	41.81	13.86	-11.86%	-4.28%	HDFC Bank Ltd(27.18)	67.08	86.85
	Birla SL Banking & Financial Services Fund	14-Dec-13	NIFTY FIN SERVICE	2.81%	485.99	16.22	-8.48%	-1.22%	HDFC Bank Ltd(15.99)	52.50	79.03
	ICICI Pru Banking & Fin.Services Fund	22-Aug-08	S&P BSE Bankex	2.52%	803.40	32.85	-8.91%	-5.60%	HDFC Bank Ltd(13.13)	48.47	67.82
	LIC Banking & Financial Services Fund	09-Mar-15	S&P BSE Bankex	2.77%	34.69	7.98	-9.05%	-6.41%	HDFC Bank Ltd(9.48)	44.33	71.07
	Reliance Banking Fund	28-May-03	NIFTY BANK	2.34%	1867.58	158.04	-11.15%	-5.27%	HDFC Bank Ltd(31.95)	66.47	82.91
	Religare Invesco Banking Fund	14-Jul-08	NIFTY BANK	2.90%	73.84	31.70	-9.18%	-3.56%	HDFC Bank Ltd(32.89)	73.80	88.34
	SBI Banking & Financial Services Fund	26-Feb-15	NIFTY FIN SERVICE	2.99%	242.86	9.09	-4.78%	-1.57%	HDFC Bank Ltd(19.75)	55.14	81.23
	Sundaram Financial Opportunities	10-Jun-08	NIFTY BANK	2.97%	440.12	25.30	103.46%	-4.26%	HDFC Bank Ltd(32.04)	79.50	94.05
	Tata Banking And Financial Services Fund	28-Dec-15	NIFTY FIN SERVICE	3.16%	57.38	10.07	-	0.12%	HDFC Bank Ltd(15.42)	48.44	75.68
	Taurus Banking & Financial Services Fund	22-May-12	S&P BSE Bankex	2.83%	5.53	14.90	-12.24%	-4.73%	HDFC Bank Ltd(23.83)	71.20	91.28
	UTI Banking Sector Fund	09-Mar-04	NIFTY BANK	2.92%	355.29	58.40	-9.20%	-4.55%	HDFC Bank Ltd(25.54)	65.87	82.31
<b>Average</b>			<b>2.83%</b>				<b>1.86%</b>		<b>61.16</b>	<b>81.87</b>	
Other Sectors/ Theme	ICICI Pru Exports & Other Services Fund	30-Nov-05	NIFTY SERV SECTOR	2.54%	789.23	43.47	2.44%	-9.23%	Cipla Ltd(5.78)	26.68	46.88
	Reliance Div. Power Sector	10-May-04	S&P BSE Power	2.32%	1535.85	67.82	-12.18%	-11.15%	Torrent Power Ltd(5.73)	25.89	47.92
	Reliance Media & Entertainment	07-Oct-04	NIFTY MEDIA	2.91%	84.32	51.86	-6.53%	-11.94%	Hinduja Ventures Ltd(13.63)	59.11	91.86
	Sundaram Entertainment Opp.	16-Jun-08	NIFTY MEDIA	3.02%	28.58	19.21	6.46%	-10.08%	Zee Entertainment(15.99)	33.07	46.98
	Tata India Consumer Fund	28-Dec-15	NIFTY INDIA CONSUMPTION	3.16%	65.05	9.52	-	-5.78%	Zee Entertainment(8.37)	35.32	56.75
	Tata Resources & Energy Fund	28-Dec-15	NIFTY COMMODITIES	3.16%	21.07	10.38	-	3.41%	UltraTech Cement(9.92)	43.77	65.69
UTI Transportation & Logistics	09-Mar-04	S&P BSE SENSEX	2.74%	608.32	84.50	-4.66%	-3.39%	Tata Motors Ltd(12.98)	40.05	56.09	



## Infrastructure Funds

Scheme Name	Date of Inception	Benchmark	Expense Ratio %	As on 31st Mar 2016		% Change over a quarter		% Exposure in Holdings*		
				Corpus in crs	NAV (Rs)	Corpus	NAV	Top Holding	Total of Top 5	Total of Top 10
Birla SL Infrastructure Fund	17-Mar-06	NIFTY 50	2.50%	591.97	23.43	-14.50%	-8.33%	HDFC Bank Ltd(5.41)	22.35	37.90
Birla SL India Reforms Fund	25-Jun-10	NIFTY 500	2.80%	216.60	13.18	-11.76%	-3.80%	HDFC Bank Ltd(5.92)	22.13	36.71
BOI AXA Focused Infra Fund	05-Mar-10	NIFTY INFRA	2.74%	8.94	11.07	-9.59%	-8.21%	Larsen & Toubro Ltd(6.2)	21.80	37.09
Canara Robeco Infrastructure Fund	02-Dec-05	S&P BSE 100	2.99%	109.03	35.21	-1.49%	-6.18%	Power Grid Corp(9.49)	35.49	57.19
DSP BlackRock T.I.G.E.R. Fund	11-Jun-04	S&P BSE 100	2.37%	1305.04	63.93	-12.13%	-6.14%	HDFC Bank Ltd(7.13)	26.40	43.81
Franklin Build India Fund	07-Sep-09	NIFTY 500	2.81%	510.97	27.48	-8.37%	-3.45%	HDFC Bank Ltd(8.19)	35.17	54.80
HDFC Infrastructure Fund	10-Mar-08	NIFTY 500	2.30%	1380.57	13.87	-17.07%	-13.10%	State Bank of India(7.54)	29.34	46.25
HSBC Infrastructure Equity Fund	23-Feb-06	S&P BSE 200	2.53%	105.53	15.58	-13.23%	-10.34%	NBCC Ltd(7.74)	33.10	53.20
ICICI Pru Infrastructure Fund	31-Aug-05	NIFTY INFRA	2.34%	1258.75	35.47	-14.70%	-10.54%	Power Grid Corp(9.25)	35.56	53.94
IDFC Infrastructure Fund	08-Mar-11	S&P BSE 200	2.92%	135.79	10.39	-6.68%	-7.79%	J Kumar Infraprojects(6.7)	29.05	49.20
Kotak Infra. & Eco. Reform	25-Feb-08	S&P BSE 100	2.88%	129.43	14.78	-5.17%	-1.64%	UltraTech Cement(7.33)	34.50	61.26
L&T Infrastructure Fund	27-Sep-07	NIFTY 50	2.85%	185.60	9.99	-7.15%	-8.10%	Navkar Corporation(4.66)	21.43	36.18
LIC Nomura Infrastructure Fund	24-Mar-08	S&P BSE 100	2.89%	49.18	10.56	-10.91%	-6.39%	HDFC Bank Ltd(9.44)	33.02	53.96
Religare Invesco Infrastructure Fund	21-Sep-07	NIFTY INFRA	2.89%	36.76	12.41	-8.31%	-5.34%	Power Grid Corp(10.43)	32.47	51.75
SBI Infrastructure Fund	06-Jul-07	NIFTY INFRA	2.66%	449.95	10.62	-9.84%	-5.40%	Bharti Airtel Ltd(9.59)	37.54	60.67
Sundaram Infra Advantage Fund	03-Oct-05	S&P BSE 100	2.64%	572.48	23.10	-11.79%	-9.29%	Indraprastha Gas Ltd(5.61)	23.63	40.02
Tata Infrastructure Fund	20-Jan-05	NIFTY 500	2.58%	598.62	40.29	-10.00%	-4.39%	Sadbhav Engineering(6.05)	24.55	41.57
Taurus Infrastructure Fund	05-Mar-07	S&P BSE 200	2.87%	4.53	16.07	-8.99%	-5.36%	Reliance Inds Ltd(6.49)	28.91	50.13
UTI Infrastructure Fund	09-Mar-04	S&P BSE 100	2.36%	1198.48	37.39	-11.08%	-7.34%	Shree Cement Ltd(7.07)	28.36	45.43
<b>Average</b>			<b>2.68%</b>			<b>-10.15%</b>			<b>29.20</b>	<b>47.95</b>

## International Funds

Scheme Name	Date of Inception	Benchmark	Expense Ratio %	As on 31st Mar 2016		% Change over a quarter		% Exposure in Holdings*		
				Corpus in crs	NAV (Rs)	Corpus	NAV	Top Holding	Equity	Debt / Cash
BSL Commodity Equities GAP	07-Nov-08	Global Agri Business Index	1.75%	8.52	20.18	-7.76%	1.36%	Tyson Foods Inc(10.25)	96.21	3.79
BSL Global Commodities Fund	17-Sep-08	Dow Jones World Basic Materials / Oil & Gas Index	0.90%	2.06	10.45	-5.08%	7.84%	Martin Currie Global Resources Fund	84.03	15.97
BSL Global Real Estate Fund	31-Dec-07	S&P BMI World Property Index	1.87%	22.37	18.16	-2.89%	2.48%	ING (L) Invest Global Real Estate	98.80	1.20
BSL International Equity Fund A	31-Oct-07	S&P Global 1200	2.89%	57.80	15.84	-6.25%	-3.24%	Aetna Inc New(5.16)	90.37	9.63
DHFL Pramerica Global Agribusiness Offshore Fund	14-May-10	MSCI World Index	2.25%	23.48	13.43	-22.26%	-2.68%	Deutsche Invest I Global Agri	80.97	19.03
DHFL Pramerica Top Euroland Offshore Fund	11-Sep-07	MSCI World Index	2.24%	20.43	11.69	-13.37%	-7.44%	Deutsche Invest Top Euroland IC	73.77	26.23
DSP BlackRock US Flexible Equity Fund	03-Aug-12	Russell 1000 Index	2.04%	119.22	17.05	-8.72%	-2.30%	BlackRock Global Funds - USFEF	95.85	4.15
DSP BlackRock World Agri Fund	21-Oct-11	DAX Global Agribusiness Index	1.77%	24.61	14.04	-4.75%	1.11%	BlackRock Global Funds - WAF	95.80	4.20
DSP BlackRock World Energy Fund	14-Aug-09	MSCI World / MSCI World Energy Index	1.77%	20.85	11.38	-8.86%	4.66%	BlackRock Global Funds - WEF	96.36	3.64
DSP BlackRock World Gold Fund	14-Sep-07	FTSE Gold Mines (Cap)	1.77%	225.36	11.34	14.59%	37.77%	BlackRock Global Funds - WGF	97.90	2.10
DSP BlackRock World Mining Fund	29-Dec-09	HSBC Mining Index	1.75%	8.75	5.44	6.87%	18.85%	BlackRock Global Funds - WMF	93.28	6.72
Franklin Asian Equity Fund	16-Jan-08	MSCI Asia (ex Japan) Standard Index	2.88%	98.85	15.74	-6.92%	2.71%	Taiwan Semiconductor(8.97)	98.01	1.99
Franklin India Feeder - Franklin US Opp. Fund	06-Feb-12	Russell 3000 Growth Index	1.86%	684.97	19.36	-8.45%	-6.29%	Franklin US Opportunities Fund	99.91	0.09
HSBC Asia Pacific Div Yield Fund	24-Feb-14	MSCI Asia Pacific (ex Japan)	1.73%	15.96	9.91	-20.19%	2.46%	HSBC GIFAsia Pacific Fund	97.26	2.74
HSBC Brazil Fund	06-May-11	MSCI Brazil Index	1.96%	21.84	5.26	-9.57%	26.19%	HSBC GIF Brazil Equity Fund	100.00	0.00
HSBC Emerging Markets Fund	17-Mar-08	MSCI Emerging Markets Index	1.96%	8.14	10.29	-8.94%	4.98%	HSBC GIF Global Emerging Mkts Equity	95.41	4.59
ICICI Pru Global Stable Equity Fund	13-Sep-13	MSCI World Index	2.02%	78.76	12.66	1.69%	4.46%	Nordea 1 - Global Stable Equity Fund	98.30	1.70
ICICI Pru US Bluechip Equity Fund	06-Jul-12	S&P 500	2.69%	166.36	18.41	-3.92%	3.25%	Taro Pharma(8.22)	96.09	3.91
JP Morgan - JF Asean Equity Off-shore	01-Jul-11	MSCI South East Asia	1.75%	81.32	15.82	-9.46%	7.06%	JPMorgan ASEAN Equity Fund	98.95	1.05
JP Morgan - JF Greater China Equity Fund	26-Aug-09	MSCI Golden Dragon	1.71%	60.95	18.03	-16.25%	-4.45%	JPMorgan Greater China Fund	98.84	1.16
JP Morgan Europe Dynamic Equity Offshore Fund	07-Feb-14	MSCI Europe Index	1.69%	95.56	9.49	-14.03%	-7.20%	JPMorgan Europe Dynamic Fund	99.70	0.30



## International Funds

Scheme Name	Date of Inception	Benchmark	Expense Ratio %	As on 31st Mar 2016		% Change over a quarter		% Exposure in Holdings*		
				Corpus in crs	NAV (Rs)	Corpus	NAV	Top Holding	Equity	Debt / Cash
JPMorgan US Value Equity Offshore Fund	07-Aug-13	Russell 1000 Value Index	1.85%	122.90	11.92	-10.01%	-1.61%	JPMorgan US Value Fund	100.00	0.00
Kotak Global Emerging Market Fund	26-Sep-07	MSCI Emerging Markets Index	1.86%	28.98	12.62	-8.00%	-2.19%	MGF Asian Small Equity Fund	96.92	3.08
Kotak US Equity Fund	20-Dec-13	S&P 500	1.30%	4.85	11.78	-15.33%	0.24%	PB US Largecap Res.Enhanced Fund	95.82	4.18
Kotak World Gold Fund	06-Jun-08	Financial Times Glod Mines Total - Price Index	1.91%	35.52	8.39	9.82%	36.01%	Falcon Gold Equity Fund	97.51	2.49
L&T Global Real Assets Fund	11-Feb-10	Global Real Assets Blended Index	2.00%	30.72	17.62	-12.74%	2.25%	Fidelity Global Real Asset Sec - I	96.26	3.74
Mirae Asset China Advantage Fund	05-Nov-09	MSCI China	2.49%	12.34	13.03	-24.06%	-9.76%	MA China Sector Leader Equity Fund	98.86	1.14
Principal Global Opportunities Fund	29-Mar-04	MSCI World Index	0.76%	14.81	20.71	-8.73%	3.27%	PGI EM Equity Fund	96.71	3.29
Reliance Japan Equity Fund	27-Aug-14	Tokyo Stock Price Index	2.70%	26.31	10.12	-5.55%	-6.98%	NTT ORD(3.98)	95.08	4.92
Reliance US Equity Opportunities Fund	28-Jul-15	S&P 500	2.70%	14.31	9.72	-3.64%	0.05%	Mastercard(8.48)	97.11	2.89
Religare Invesco Pan European Equity Fund	31-Jan-14	MSCI Europe-ND	1.43%	48.75	8.93	-21.79%	-6.07%	Invesco Pan European Equity Fund	98.23	1.77
Sundaram Global Advantage Fund	15-Sep-07	MSCI Emerging Markets Index	1.63%	20.83	13.03	-7.41%	5.33%	Fidelity South East Asia Fund(18.2)	97.69	2.31
<b>Average</b>			<b>1.93%</b>			<b>-8.19%</b>			<b>95.50</b>	<b>4.50</b>

## Domestic International Funds

Scheme Name	Date of Inception	Benchmark	Expense Ratio %	As on 31st Mar 2016		% Change over a quarter		% Exposure in Holdings*		
				Corpus in crs	NAV (Rs)	Corpus	NAV	Top Holding	Domestic Equity	Foreign Equity
BSL International Equity Fund - B	31-Oct-07	BSE-200 / S&P Global 1200	2.91%	93.94	13.36	-8.64%	-4.05%	Infosys Ltd(3.66)	70.83	27.45
DSPBR Natural Res. & New Energy Fund	25-Apr-08	BSE Metal / Oil & Gas	2.95%	48.15	18.76	-3.01%	3.93%	Hindalco Inds(9.05)	96.88	0.00
ICICI Pru Indo Asia Equity Fund	18-Oct-07	NSE 50 / MSCI Asia	2.77%	131.10	18.70	-10.40%	-6.59%	Grasim Inds(9.38)	85.12	11.53
Mirae Asset Great Consumer Fund	29-Mar-11	BSE-200 / S&P Asia Pacific Emerg. BMI	2.95%	33.64	20.46	-4.80%	-6.28%	HDFC Bank Ltd(7.74)	76.99	18.69
Templeton India Equity Income Fund	18-May-06	BSE 200	2.47%	875.52	32.33	-10.03%	-1.50%	Bajaj Holdings & Inv(13.04)	75.52	23.09
<b>Average</b>			<b>2.81%</b>			<b>-7.38%</b>			<b>81.07</b>	<b>16.15</b>

## Dynamic Asset Allocation Funds

Scheme Name	Date of Inception	Benchmark	Expense Ratio %	As on 31st Mar 2016		% Change over a quarter		% Exposure in Holdings*			
				Corpus in crs	NAV (Rs)	Corpus	NAV	Equity	Debt	Top Holding	Total of Top 5
Birla SL Dynamic Asset Allocation Fund	25-Apr-00	CRISIL BALANCED	2.94%	4.60	37.50	-5.89%	-1.65%	73.49%	26.51%	Eicher Motors Ltd(3.71)	16.53
DSPBR Dynamic Asset Allocation Fund	06-Feb-14	CRISIL BALANCED	2.04%	1018.00	11.81	-6.04%	-0.08%	36.32%	63.68%	DSPBR Strategic Bond Fund	-
Franklin India Dynamic PE Ratio FoF	31-Oct-03	S&P BSE SENSEX / CRISIL BALANCED	1.78%	724.65	62.53	-4.04%	0.15%	53.88%	46.12%	Franklin India Bluechip / STP	-
HDFC Dynamic PE Ratio FOF	06-Feb-12	CRISIL BALANCED	1.08%	18.40	13.10	-13.90%	-4.02%	76.32%	23.68%	HDFC Top 200 Fund	-
ICICI Prudential Dynamic Plan	31-Oct-02	NIFTY 50	2.17%	5119.59	175.52	-7.58%	-3.83%	93.70%	6.30%	Power Grid Corp(10.08)	30.65
IDFC Dynamic Equity Fund	10-Oct-14	NIFTY 50 / CRISIL BALANCE	2.65%	618.93	10.54	-0.99%	-0.15%	31.27%	68.73%	Infosys Ltd(5.61)	23.39
L&T Dynamic Equity Fund	07-Feb-11	S&P BSE 200 / CRISIL ST BOND	1.57%	75.24	19.23	8.48%	-3.56%	73.77%	26.23%	Indiabulls Housing Fin(8.32)	27.42
Principal SMART Equity Fund	16-Dec-10	CRISIL BALANCED	2.89%	104.93	16.51	0.42%	-1.43%	66.18%	33.82%	Infosys Ltd(3.95)	14.26
SBI Dynamic Asset Allocation Fund	26-Mar-15	CRISIL 1Yr CD / BSE SENSEX	2.83%	145.32	10.28	-0.98%	3.40%	21.73%	78.27%	Infosys Ltd(2.34)	10.01
<b>Average</b>			<b>2.22%</b>			<b>-3.39%</b>		<b>58.52%</b>	<b>41.48%</b>		<b>20.38</b>



## Balance Funds

Scheme Name	Date of Inception	Expense Ratio %	As on 31st Mar 2016		% Change over a quarter		% Exposure in Holdings*			
			Corpus in crs	NAV (Rs)	Corpus	NAV	Equity	Debt	Top Holding	Total of Top 5
Baroda Pioneer Balance Fund	12-Sep-03	2.80%	707.43	41.21	3.93%	-2.88%	67.01%	32.99%	Infosys Ltd(4.93)	17.52
Birla Sun Life Balance 95 Fund	10-Feb-95	2.50%	2341.69	552.35	11.52%	-2.03%	71.00%	29.00%	HDFC Bank Ltd(3.68)	14.99
Canara Robeco Balanced Fund	01-Feb-98	2.97%	446.18	108.26	2.19%	-5.51%	71.17%	28.83%	Reliance Inds Ltd(4.22)	13.57
DHFL Pramerica Balance Advantage Fund	29-Jan-04	NA	219.09	53.73	-	-3.24%	53.40%	46.60%	HDFC Bank Ltd(4.95)	16.81
DSP BR Balance Fund	27-May-99	2.78%	957.99	106.47	5.34%	-2.71%	69.43%	30.57%	HDFC Bank Ltd(7.4)	22.73
Franklin India Balance Fund	10-Dec-99	2.75%	848.42	90.34	11.64%	0.20%	64.62%	35.38%	HDFC Bank Ltd(4.95)	17.53
HDFC Balance Fund	11-Sep-00	2.13%	4879.06	106.34	3.11%	-1.97%	67.27%	32.73%	Infosys Ltd(5.43)	20.38
HDFC Children Gift - Investment	02-Mar-01	2.48%	919.85	81.83	0.94%	-2.30%	71.40%	28.60%	Infosys Ltd(5.78)	20.59
HDFC Prudence Fund	01-Feb-94	2.28%	7677.63	353.36	-9.57%	-5.61%	73.95%	26.05%	Infosys Ltd(6.47)	23.19
ICICI Pru Balance Fund	03-Nov-99	2.38%	2513.71	89.49	2.23%	-2.78%	78.78%	21.22%	ONGC Ltd(5.26)	20.07
ICICI Pru Child Care - Gift	31-Aug-01	2.86%	285.82	97.62	-4.37%	-4.71%	78.00%	22.00%	D. B. Corp Ltd(4.92)	19.65
JM Balance Fund	01-Apr-95	2.22%	5936.29	36.17	35.11%	-1.76%	74.96%	25.04%	Infosys Ltd(6.4)	27.11
Kotak Balance Fund	25-Nov-99	2.96%	245.63	18.18	-3.94%	-0.52%	69.93%	30.07%	Infosys Ltd(4.42)	17.36
L&T India Prudence Fund	07-Feb-11	2.76%	1493.54	19.29	48.14%	-2.93%	68.49%	31.51%	Infosys Ltd(4.85)	17.26
LIC Nomura Balance Fund	01-Jan-91	3.02%	31.16	77.06	-0.91%	-3.62%	79.21%	20.79%	State Bank of India(5.04)	18.15
LIC Nomura Chidrens Fund	26-Sep-01	2.46%	24.45	14.61	-15.68%	2.73%	65.88%	34.12%	State Bank of India(5.05)	20.39
Mirae Asset Prudence Fund	29-Jul-15	2.83%	179.21	9.78	6.15%	-1.96%	74.15%	25.85%	HDFC Bank Ltd(6.26)	23.83
Principal Balance Fund	14-Jan-00	2.75%	31.32	49.21	-5.12%	-3.47%	67.80%	32.20%	HDFC Bank Ltd(3.72)	15.10
Reliance Regular Saving - Balance Plan	09-Jun-05	2.64%	1931.57	39.57	19.53%	-3.90%	66.58%	33.42%	HDFC Bank Ltd(8.53)	26.38
SBI Magnum Balance Fund	31-Dec-95	2.47%	3545.68	94.70	22.57%	-2.36%	68.96%	31.04%	Infosys Ltd(5.28)	18.23
Sundaram Balance Fund	23-Jun-00	3.09%	94.21	60.83	0.13%	-2.84%	65.25%	34.75%	Infosys Ltd(2.99)	13.87
Tata Balance Fund	07-Oct-95	2.27%	5279.28	163.62	5.36%	-3.38%	71.33%	28.67%	HDFC Bank Ltd(3.84)	13.81
UTI Balance Fund	02-Jan-95	2.60%	1246.29	122.50	-4.01%	-3.64%	71.48%	28.52%	Infosys Ltd(5.73)	17.98
<b>Average</b>		<b>2.64%</b>			<b>6.10%</b>		<b>70.00%</b>	<b>30.00%</b>		<b>18.98</b>

## Equity Savings Funds

Scheme Name	Date of Inception	Benchmark	Expense Ratio %	As on 29th Feb 2016			
				AUM Crs.	Net Equity %	Arbitrage %	Debt / Cash %
Axis Equity Saver Fund	20-Aug-15	Crisil MIP Blended Fund Index	2.95%	972	45%	20%	55%
Birla Sun Life Equity Savings Fund	25-Nov-14	Crisil Liquid (40), S&P BSE 200 (30), Crisil Short-Term Bond (30)	2.99%	374	50%	35%	50%
DHFL Pramerica Equity Income Fund	29-Jan-04	Crisil Liquid (75), NIFTY 50 (25)	1.75%	37	69%	52%	31%
ICICI Prudential Equity Income Fund	05-Dec-14	Crisil Liquid (40), NIFTY 50 (30), Crisil Short-Term Bond (30)	1.92%	588	40%	30%	60%
JP Morgan India Equity Income Fund	01-Oct-14	Crisil Liquid (70), NIFTY 50 (30)	1.30%	502	32%	36%	69%
Kotak Equity Savings Fund	01-Oct-14	Crisil Liquid (75), NIFTY 50 (25)	1.66%	774	21%	52%	79%
L&T Equity Savings Fund**	18-Oct-11	Crisil MIP Blended Fund Index	3.20%	61	25%	48%	75%
Reliance Equity Savings Fund	04-Jun-15	Crisil Liquid (40), NIFTY 50 (30), Crisil Short-Term Bond (30)	2.65%	905	39%	27%	61%
SBI Equity Savings Fund	25-May-15	Crisil Liquid (70), NIFTY 50 (30)	2.99%	187	69%	23%	31%

\*\* Converted from L&amp;T MIP-Wealth Builder Fund in Jan 2014

## Liquid Funds

Scheme Name	Date of Inception	Expense Ratio %	As on 31st Mar 2016		% Change over a quarter		% Exposure in Holdings*			
			Corpus in crs	NAV (Rs)	Corpus	NAV	AAA and Equivalent	AA and Equivalent	Below AA- Including FD	Avg Maturity (in days)
Axis Liquid Fund	9-Oct-09	0.05%	11604.72	1675.94	26.99%	1.99%	88.27	0.76	10.97	24
Baroda Pioneer Liquid	5-Feb-09	0.32%	6629.80	2567.92	19.99%	1.81%	94.60	0.00	5.40	20
Birla Sun Life Cash Plus	16-Jun-97	0.13%	23978.22	242.77	3.48%	2.01%	90.16	2.41	7.43	37
BNP Paribas Overnight Fund	2-Sep-04	0.12%	1100.82	2323.09	5.91%	1.99%	100.00	0.00	0.00	16
Canara Robeco Liquid	09-Jan-02	0.13%	1912.16	1836.74	38.92%	2.02%	96.60	0.00	3.40	15
DHFL Pramerica Insta Cash Plus Fund	5-Sep-07	0.90%	9159.25	196.39	-	2.03%	88.30	0.00	11.70	26
DSP BR Liquidity Fund	11-Mar-98	0.15%	7542.15	2162.16	34.42%	2.00%	94.01	0.00	5.99	37
Franklin India Treasury Mngt.	29-Apr-98	0.19%	3338.98	2262.13	10.94%	2.05%	92.74	0.00	7.26	22
HDFC CMF Savings Plan	18-Nov-99	0.21%	8000.84	3154.79	8.36%	1.96%	93.94	0.00	6.06	31
HDFC Liquid Fund	11-Sep-00	0.12%	30794.96	2984.55	11.88%	2.00%	86.69	0.25	13.06	33
HSBC Cash Fund	04-Dec-02	1.00%	1856.75	1508.30	5.58%	1.97%	97.17	0.00	2.83	22
ICICI Pru Liquid Plan	24-Jun-98	0.12%	25900.54	223.85	10.83%	2.01%	99.00	0.19	0.81	27
IDBI Liquid Fund	09-July-10	0.43%	4414.72	1618.45	-12.47%	1.99%	95.42	0.00	4.58	16
IDFC Cash Fund	02-Jul-01	0.61%	10047.75	1838.83	-6.60%	2.02%	93.59	0.00	6.41	22
JM High Liquidity Fund	31-Jan-98	0.24%	4381.35	23.76	13.97%	2.03%	100.00	0.00	0.00	15



Liquid Funds

Scheme Name	Date of Inception	Expense Ratio %	As on 31st Mar 2016		% Change over quarter		% Exposure in Holdings*			
			Corpus in crs	NAV (Rs)	Corpus	NAV	AAA and Equivalent	AA and Equivalent	Below AA-Including FD	Avg Maturity (in days)
JPMorgan India Liquid Fund	16-Sep-08	0.18%	491.77	19.51	-37.19%	1.77%	100.00	0.00	0.00	5
Kotak Liquid Fund	05-Oct-00	0.17%	8240.70	3069.21	17.24%	2.02%	100.00	0.00	0.00	37
L&T Cash Fund	27-Nov-06	0.93%	587.91	1205.26	4.05%	1.77%	100.00	0.00	0.00	62
L&T Liquid Fund	27-Nov-97	0.14%	6822.04	2074.23	6.91%	2.01%	100.00	0.00	0.00	22
LIC Nomura Liquid Fund	11-Mar-02	0.22%	9379.82	2740.91	8.36%	2.00%	100.00	0.00	0.00	20
Mirae Asset Cash Management Fund	05-Mar-08	0.41%	104.84	1589.95	31.58%	1.87%	100.00	0.00	0.00	13
Principal CMF Liquid	25-Oct-00	0.14%	2285.45	1470.74	-11.91%	2.01%	100.00	0.00	0.00	18
Reliance Liquid Treasury	19-Mar-98	0.07%	22724.08	3685.50	6.75%	2.01%	92.44	0.00	7.56	40
Reliance Liquidity Fund	16-Jun-06	0.06%	5969.90	2277.54	8.08%	1.98%	93.77	0.00	6.23	30
Religare Invesco Liquid Fund	17-Nov-06	0.11%	5500.99	2080.71	0.00%	1.99%	89.44	0.85	9.71	22
SBI Magnum Insta Cash	19-May-99	0.10%	2980.64	3344.62	70.46%	2.04%	89.77	0.00	10.23	22
SBI Premier Liquid Fund	24-Nov-03	0.08%	30122.55	2376.08	3.40%	2.05%	88.07	0.00	11.93	29
Sundaram Money Fund	01-Mar-00	0.17%	5780.10	31.89	24.54%	1.98%	100.00	0.00	0.00	22
TATA Liquid Fund	29-Aug-98	0.31%	2495.51	2789.43	-11.15%	2.00%	91.30	0.00	8.70	11
TATA Liquidity Manager	03-Mar-06	0.10%	29.93	2007.04	4.11%	1.76%	100.00	0.00	0.00	0
Taurus Liquid Fund	26-Sep-08	0.45%	3079.13	1639.38	19.74%	2.04%	100.00	0.00	0.00	15
UTI Liquid Fund Cash Plan	23-Jun-03	0.09%	16195.67	2476.65	21.71%	2.01%	89.21	0.00	10.79	23
<b>Average</b>		<b>0.26%</b>				<b>10.93%</b>	<b>95.14</b>	<b>0.14</b>	<b>4.72</b>	<b>23</b>

Monthly Income Plan (MIP)

Scheme Name	Date of Inception	Expense Ratio %	As on 31st Mar 2016		% Change over a quarter		% Exposure in Holdings*				
			Corpus in crs	NAV (Rs)	Corpus	NAV	Equity	Debt	AAA and Equivalent	AA+ & Lower Rated	Avg Maturity (in years)
Birla Sun Life MIP	09-Oct-00	2.70%	102.25	39.35	-3.60%	1.01%	14.67%	85.33%	61.31	24.02	11.07
Birla Sun Life MIP Savings 5	30-Apr-05	1.38%	244.26	28.09	-1.75%	1.71%	9.31%	90.69%	72.33	18.36	13.80
Birla Sunlife Monthly Income	14-Jul-99	2.60%	250.69	55.70	-1.60%	0.99%	14.09%	85.91%	67.19	18.72	11.12
BNP Paribas MIP	23-Sep-04	2.79%	177.44	22.70	1.48%	1.16%	18.43%	81.57%	66.50	15.07	8.25
BOI AXA Regular Return	18-Mar-09	1.97%	37.47	17.15	1.52%	1.07%	19.85%	80.15%	29.95	50.20	3.12
Canara Robeco Yield Advantage	30-Apr-11	1.70%	41.03	14.14	2.85%	1.83%	0.00%	100.00%	79.98	20.02	3.88
HDFC MIP ST	28-Dec-05	2.05%	284.95	25.22	-4.70%	0.16%	15.40%	84.60%	61.26	23.34	5.72
HSBC MIP Reg	24-Feb-04	2.47%	84.12	25.05	-7.62%	0.45%	14.14%	85.86%	74.11	11.75	5.94
ICICI Pru MIP	10-Nov-00	1.57%	341.45	39.75	-4.69%	0.49%	13.41%	86.59%	64.43	22.16	9.11
JM MIP	30-Sep-05	2.57%	162.85	22.61	164.34%	2.16%	0.00%	100.00%	91.95	8.05	0.15
LIC Nomura MIP	01-Jun-03	2.47%	68.83	44.56	0.90%	0.46%	13.38%	86.62%	51.05	35.57	3.75
Principal Debt Savings Fund- MIP	23-May-02	2.22%	43.12	28.77	-2.49%	0.77%	10.18%	89.82%	81.94	7.88	6.90
SBI Magnum MIP	09-Apr-01	2.78%	419.52	31.86	17.31%	1.52%	13.42%	86.58%	57.42	29.16	5.22
UTI Monthly Income Scheme	11-Oct-02	1.87%	265.96	29.63	-0.83%	1.05%	13.98%	86.02%	64.28	21.74	5.15
Baroda Pioneer MIP	08-Sept-04	2.59%	25.48	19.22	2.97%	0.38%	3.72%	96.28%	42.32	53.96	3.27
Canara Robeco MIP	31-Mar-96	2.75%	288.90	45.33	-4.10%	-0.95%	18.17%	81.83%	57.60	24.23	10.90
Franklin India MIP	28-Sept-00	2.28%	420.63	45.16	-2.85%	1.80%	18.91%	81.09%	61.71	19.38	12.80
Kotak Monthly Income	02-Dec-03	2.76%	118.20	24.31	-1.09%	1.23%	19.10%	80.90%	72.83	8.07	10.39
L&T MIP	08-Aug-05	2.59%	64.94	28.11	-1.19%	-0.14%	12.11%	87.89%	68.52	19.37	6.95
Reliance MIP	13-Jan-04	1.99%	2515.77	34.43	-3.75%	0.37%	18.84%	81.16%	49.37	31.79	13.04
SBI Regular Savings Fund	12-Nov-03	2.87%	76.19	24.96	115.21%	3.13%	0.00%	100.00%	56.80	43.20	3.84
Sundaram MIP - Mod.	19-Jan-04	2.65%	24.17	20.14	-2.25%	0.91%	12.76%	87.24%	26.59	60.65	0.53
Birla Sun Life MIP Wealth 25	30-Apr-05	2.39%	1028.41	29.94	-1.53%	0.14%	27.98%	72.02%	65.20	6.82	15.47
DSPBR MIP Fund	20-May-05	2.50%	392.89	29.67	-7.05%	-0.25%	21.67%	78.33%	40.15	38.18	5.67
HDFC MIP LT	28-Dec-05	2.60%	3602.09	35.44	-5.17%	0.12%	23.66%	76.34%	55.47	20.87	12.67
HSBC MIP Saving	24-Feb-04	2.50%	214.67	29.78	-6.95%	0.29%	23.32%	76.68%	66.12	10.56	6.05
ICICI Prudential MIP 25	27-Feb-05	2.07%	1217.71	31.50	-4.62%	0.07%	21.20%	78.80%	68.44	10.36	10.74
IDFC MIP	25-Feb-10	2.32%	257.43	17.13	-0.11%	-0.29%	21.29%	78.71%	69.69	9.02	4.73
Religare Invesco MIP	01-Jun-10	2.79%	29.37	1435.83	-7.93%	-2.77%	18.43%	81.57%	25.36	56.21	5.93
Sundaram MIP - Agg	08-Mar-10	2.78%	111.26	15.64	7.74%	-0.36%	16.31%	83.69%	35.08	48.61	1.29
UTI MIS Advantage	16-Dec-03	1.85%	654.78	32.26	6.78%	1.10%	23.55%	76.45%	62.14	14.31	6.19
<b>Average</b>		<b>2.37%</b>				<b>7.91%</b>	<b>15.20%</b>	<b>84.80%</b>	<b>59.58</b>	<b>25.21</b>	<b>7.21</b>



## Child Care Plans

Scheme Name	Date of Inception	Benchmark	Expense Ratio %	As on 31st Mar 2016		% Change over a quarter		% Exposure in Holdings*		
				Corpus in crs	NAV (Rs)	Corpus	NAV	Top Holding	Equity	Total of Top 5
HDFC Children Gift - Saving	02-Mar-01	CRISIL MIP Blen. Ind.	2.70%	92.08	37.02	-1.14%	1.09%	Infosys Ltd(1.55)	16.67%	4.66
ICICI Pru Child Care - Study	31-Aug-01	CRISIL MIP Blen. Ind.	1.55%	71.82	56.06	2.85%	0.09%	Axis Bank Ltd(2.43)	20.58%	8.93
SBI Magnum Children Benefit Plan	21-Feb-02	CRISIL MIP Blen. Ind.	2.64%	30.31	38.83	0.44%	1.89%	Tata Steel Ltd(1.6)	24.35%	7.08
Tata Young Citizen Fund	14-Oct-95	CRISIL Bal. Fund Ind.	2.74%	196.67	20.71	-5.10%	-1.53%	Wabco-TVS India(3.22)	48.01%	13.00
UTI Children's Career Plan	12-Jul-93	CRISIL MIP Blen. Ind.	2.00%	3251.42	17.92	-3.53%	-0.29%	Infosys Ltd(2.3)	36.67%	8.86
<b>Average</b>			<b>2.33%</b>			<b>-1.30%</b>			<b>29.26%</b>	<b>8.51</b>

## Money Manager Funds

Scheme Name	Date of Inception	Expense Ratio %	As on 31st Mar 2016		% Change over quarter		% Exposure in Holdings*			
			Corpus in crs	NAV (Rs)	Corpus	NAV	AAA and Equivalent	AA and Equivalent	Below AA- Including FD	Avg Maturity (in days)
Axis Banking Debt Fund	8-Jun-12	0.37%	657.59	1386.25	28.55%	2.28%	100.00	0.00	0.00	287
Axis Treasury Advantage Fund	2-Mar-10	0.53%	1654.50	1683.98	0.30%	2.11%	80.81	8.84	10.35	157
Baroda Pioneer Treasury Advantage	24-Jun-09	0.54%	1382.69	1737.72	-34.16%	2.34%	70.26	16.01	13.73	362
Birla Sun Life Cash Manager	14-May-98	0.88%	6437.93	363.04	-3.53%	2.12%	93.68	0.00	6.32	281
Birla Sun Life Savings Fund	27-Nov-01	0.29%	11854.56	292.86	0.09%	2.22%	77.80	13.68	8.52	288
Birla Sun Life Treasury Optimizer	18-Apr-02	0.37%	5157.70	188.68	4.31%	2.62%	90.54	9.46	0.00	2354
BNP Paribas Money Plus Fund	21-Oct-05	0.85%	272.37	22.76	-5.60%	2.10%	90.93	0.00	9.07	303
BOI AXA Treasury Advantage	16-Jul-08	0.50%	204.82	1788.09	-29.42%	2.21%	86.88	1.20	11.92	79
Canara Robeco Treasury Advantage	16-Sep-03	0.75%	127.26	2305.19	0.85%	2.07%	100.00	0.00	0.00	91
DHFL Pramerica ST Floating Rate Fund	9-Oct-09	0.45%	851.48	16.67	4.06%	2.14%	100.00	0.00	0.00	464
DHFL Pramerica Ultra Short Term Fund	18-Nov-08	0.37%	1927.38	18.26	-25.90%	2.22%	82.82	13.59	3.59	146
DHFL Pramerica Low Duration Fund	22-Jun-07	0.62%	115.32	20.42	-40.49%	2.27%	63.56	8.16	28.28	153
DSP BR Money Manager Fund	31-Jul-06	0.97%	2050.32	2034.74	1.42%	1.85%	92.13	7.87	0.00	153
DSP BlackRock Treasury Bill	30-Sep-99	0.59%	20.58	30.17	2.32%	1.75%	100.00	0.00	0.00	88
Franklin India Ultra Short Bond Fund	18-Dec-07	0.29%	2050.32	20.33	-61.19%	2.35%	65.77	15.92	18.31	168
HDFC CMF Treasury Advantage Plan	18-Nov-99	1.30%	8612.22	31.75	-5.76%	1.97%	77.58	11.85	10.57	405
HSBC Ultra Short Term Bond Fund	17-Oct-06	1.32%	432.20	13.37	-3.48%	1.96%	95.62	4.38	0.00	164
ICICI Prudential Flexible Income Plan	27-Sep-02	0.27%	14921.73	286.22	-7.30%	2.22%	86.47	8.42	5.11	307
ICICI Prudential Ultra Short Term Plan	12-Jun-09	0.37%	4950.40	15.31	10.93%	2.24%	93.33	6.67	0.00	934
IDBI Ultra Short Term Fund	3-Sep-10	0.99%	506.37	1599.39	-18.77%	1.99%	99.02	0.98	0.00	104
IDFC Money Manager - Investment	09-Aug-04	0.46%	1603.85	23.45	-0.71%	2.01%	100.00	0.00	0.00	745
IDFC Money Manager - Treasury	18-Feb-03	1.01%	1730.55	23.67	-13.58%	2.00%	100.00	0.00	0.00	317
IDFC Ultra Short Term Fund	17-Jan-06	0.46%	2745.72	21.24	-16.76%	2.25%	96.72	3.28	0.00	361
JM Floater Fund LT	25-Jun-03	0.76%	119.92	23.09	49.20%	2.07%	100.00	0.00	0.00	22
JM Money Manager Fund - Regular	27-Sep-06	0.96%	83.07	21.09	-1.52%	2.17%	94.37	0.00	5.63	110
JP Morgan India Treasury Fund	16-Sep-08	0.91%	385.33	18.09	-37.69%	1.81%	100.00	0.00	0.00	29
Kotak Flexi Debt Scheme	06-Dec-04	0.90%	337.03	18.87	16.52%	2.95%	100.00	0.00	0.00	1048
L&T Low Duration Fund	21-Sep-07	0.74%	23.17	13.25	-9.13%	1.99%	100.00	0.00	0.00	7
L&T Ultra Short Term Fund	27-Nov-02	0.59%	1625.99	24.59	2.54%	2.17%	100.00	0.00	0.00	219
LIC Nomura Income Plus Fund	28-May-07	2.47%	91.87	19.02	-3.61%	1.84%	94.07	0.00	5.93	89
Mirae Asset Ultra Short Term Bond	05-Mar-08	1.12%	74.57	1325.19	67.82%	1.70%	100.00	0.00	0.00	62
Principal Bank CD Fund	06-Nov-07	0.75%	74.21	1941.31	1.24%	2.21%	100.00	0.00	0.00	155
Reliance Medium Term Fund	25-Sep-00	0.30%	5815.23	31.38	17.54%	2.13%	80.64	8.14	11.22	348
Reliance Money Manager Fund	21-Mar-07	0.43%	11868.85	2074.86	-5.96%	2.17%	89.79	4.61	5.60	281
Religare Invesco Ultra Short Term Fund	18-Jan-07	0.85%	2099.77	2085.44	-13.17%	2.08%	95.48	3.19	1.33	178
SBI Treasury Advantage Fund	09-Oct-09	0.51%	1294.34	1677.89	113.45%	2.19%	91.38	5.36	3.26	208
SBI Ultra Short Term Debt Fund	19-Jul-07	0.36%	7754.73	1947.23	-13.32%	2.18%	92.23	7.77	0.00	190



## Money Manager Funds

Scheme Name	Date of Inception	Expense Ratio %	As on 31st Mar 2016		% Change over quarter		% Exposure in Holdings*			
			Corpus in crs	NAV (Rs)	Corpus	NAV	AAA and Equivalent	AA and Equivalent	Below AA- Including FD	Avg Maturity (in days)
Sundaram Ultra Short Term	23-Apr-07	0.93%	2006.12	20.69	-1.81%	2.16%	98.77	0.98	0.25	157
Tata Treasury Manager Fund	10-Jul-07	1.00%	331.30	1991.23	-26.67%	2.11%	82.99	17.01	0.00	186
Taurus Ultra Short Term Bond Fund	01-Dec-08	0.45%	188.11	1832.20	-9.11%	2.12%	100.00	0.00	0.00	15
UTI Treasury Advantage Fund	12-Jul-99	0.27%	10310.71	2064.19	-3.85%	2.23%	83.05	5.93	11.02	167
<b>Average</b>		<b>0.70%</b>			<b>-1.74%</b>		<b>91.38</b>	<b>4.47</b>	<b>4.15</b>	<b>297</b>

## Income Funds

Scheme Name	Date of Inception	Expense Ratio %	As on 31st Mar 2016		% Change over a quarter		% Exposure in Holdings* (Excluding Cash)			
			Corpus in crs	NAV (Rs)	Corpus	NAV	GSec/Sov	AAA and Equivalent	AA Equivalent & Below	Avg Maturity (in Yrs)
Axis Income Fund	28-Mar-12	1.65%	235.82	14.23	-5.34%	2.60%	63.18	27.09	7.56	11.00
Baroda Pioneer Income	21-Mar-02	2.42%	25.06	23.19	6.97%	2.27%	66.18	12.57	16.20	10.64
Birla Sun Life Income Plus	21-Oct-95	1.69%	3885.57	66.06	-12.67%	2.78%	94.69	1.96	0.00	19.41
BNP Paribas Bond Fund	08-Nov-08	1.39%	90.36	16.08	-8.41%	1.94%	42.14	32.55	6.08	4.54
BNP Paribas Medium Term Income Fund	05-Mar-14	1.10%	427.94	12.04	0.21%	1.95%	0.00	76.71	12.14	3.00
Canara Robeco Income Fund	19-Sep-02	1.90%	162.00	31.13	-5.59%	2.04%	70.68	8.82	0.00	9.26
Canara Robeco Medium Term Opp Fund	07-Feb-14	1.25%	313.05	12.15	0.18%	2.04%	9.47	82.15	0.00	3.50
DHFL Pramerica Premier Bond Fund	21-Jan-03	0.87%	769.87	24.07	-17.72%	1.71%	0.00	55.03	0.00	1.82
DSP BR Bond Fund	29-Apr-97	2.07%	302.13	46.74	-4.32%	2.36%	64.00	18.44	13.24	8.77
Franklin India Corp. Bond Oppor. Fund	07-Dec-11	1.80%	7586.13	15.08	-8.46%	0.42%	0.00	5.72	91.36	2.22
Franklin India Dynamic Accrual Fund	01-Jan-97	1.75%	1525.05	50.90	6.58%	1.09%	0.00	12.68	82.80	2.82
Franklin India Income Builder Account	24-Jun-97	1.94%	1406.77	51.29	-17.93%	0.32%	8.26	8.11	78.76	3.20
HDFC Income Fund	11-Sep-00	1.89%	3085.87	33.80	-7.63%	3.01%	84.65	7.90	4.31	17.07
HSBC Income Fund Investment	10-Dec-02	1.98%	86.99	24.97	-17.41%	1.88%	75.72	14.82	20.95	7.28
ICICI Pru Corp Bond Fund	15-Sep-04	1.54%	3511.09	23.08	-9.73%	2.02%	0.00	42.75	52.59	3.81
ICICI Pru Income Plan	09-Jul-98	1.57%	3482.19	46.41	-14.98%	3.28%	84.63	9.25	3.83	19.53
IDBI Debt Opportunities Fund	03-Mar-14	1.24%	177.90	12.04	-1.89%	1.99%	0.00	29.96	60.21	0.94
IDFC SSIF Investment	14-Jul-00	1.84%	2248.00	35.85	-0.51%	1.95%	69.28	29.00	0.00	4.54
IDFC SSIF Medium Term	08-Jul-03	1.20%	3684.76	25.34	-0.89%	2.11%	8.17	81.49	0.00	2.80
JM Income Fund	01-Apr-95	2.42%	257.11	42.21	-	0.66%	0.00	37.51	0.00	0.17
JPMorgan India Active Bond Fund	27-Jun-08	1.82%	664.01	16.10	-19.71%	1.85%	16.51	77.52	0.00	5.94
Kotak Bond Regular Plan	25-Nov-99	1.69%	4883.35	42.05	-6.08%	3.08%	94.14	2.01	1.71	16.84
Kotak Medium Term Fund	21-Mar-14	1.69%	1158.56	12.27	1.03%	2.35%	4.19	40.64	51.13	3.18
L&T Triple Ace Bond Fund	31-Mar-97	1.67%	840.39	38.35	-2.90%	2.74%	91.14	2.39	0.00	16.61
LIC Nomura Bond Fund	26-Mar-99	2.45%	124.91	40.39	-1.09%	1.53%	89.55	7.15	0.00	7.42
Principal Dynamic Bond Fund	25-Sep-00	1.65%	92.70	25.44	7.62%	2.12%	59.01	25.53	2.13	6.46
Reliance Income Fund	27-Dec-97	1.49%	2330.82	47.97	-10.64%	2.54%	92.03	7.36	0.00	14.56
Religare Invesco Active Income Fund	02-Aug-07	0.99%	332.24	1713.52	-24.21%	2.25%	64.94	10.28	0.00	5.34
SBI Magnum Income Fund	25-Nov-98	1.74%	2971.71	35.82	-4.47%	2.42%	58.43	6.73	32.35	5.97
Sundaram Bondsaver	12-Nov-97	2.57%	215.40	42.01	-5.75%	2.47%	76.26	5.71	8.19	7.32
Tata Income Fund	19-Mar-97	1.64%	250.07	45.86	-9.26%	1.98%	78.33	14.51	0.00	7.05
Tata Income Plus	11-Nov-02	1.98%	108.76	23.23	-2.96%	2.07%	46.25	36.58	5.96	6.15
UTI Bond Fund	04-May-98	1.23%	2679.81	44.02	-2.30%	1.45%	74.53	13.30	2.26	7.61
<b>Average</b>		<b>1.70%</b>			<b>-6.26%</b>		<b>48.07</b>	<b>25.58</b>	<b>16.78</b>	<b>7.48</b>

## Dynamic Bond Funds

Scheme Name	Date of Inception	Expense Ratio %	As on 31st Mar 2016		% Change over a quarter		% Exposure in Holdings* (Excluding Cash)			
			Corpus in crs	NAV (Rs)	Corpus	NAV	GSec/Sov	AAA and Equivalent	AA Equivalent & Below	Avg Maturity (in Yrs)
Axis Dynamic Bond Fund	27-Apr-11	1.73%	314.08	15.23	-2.30%	2.60%	63.73	27.92	4.78	12.20
Baroda Pioneer Dynamic Bond Fund	30-Jun-12	0.67%	36.76	13.97	-17.96%	2.55%	77.31	0.00	17.47	10.94
Birla Sun Life Dynamic Bond Fund	27-Sep-04	1.36%	14963.78	26.34	-5.07%	3.05%	84.08	1.21	11.62	18.31
BNP Paribas Flexi Debt Fund	23-Sep-04	1.89%	382.53	25.61	-5.47%	2.57%	82.35	5.24	2.74	9.59
Canara Robeco Dynamic Bond Fund	29-May-09	1.75%	147.13	16.75	-5.90%	2.78%	0.00	77.76	5.92	18.73





## Dynamic Bond Funds

Scheme Name	Date of Inception	Expense Ratio %	As on 31st Mar 2016		% Change over a quarter		% Exposure in Holdings* (Excluding Cash)			
			Corpus in crs	NAV (Rs)	Corpus	NAV	GSec/Sov	AAA and Equivalent	AA Equivalent & Below	Avg Maturity (in Yrs)
DHFL Pramerica Dynamic Bond Fund	12-Jan-12	1.20%	314.83	1395.79	-7.58%	2.22%	51.24	0.00	9.34	9.50
DSP BR Strategic Bond	09-May-07	1.14%	2916.55	1775.36	-8.26%	2.33%	73.12	14.44	7.34	9.21
HDFC High Interest Fund Dynamic	11-Apr-97	1.57%	2057.60	50.99	-8.37%	3.14%	86.78	5.60	1.94	17.58
HSBC Flexi Debt Fund	05-Oct-07	1.94%	497.25	20.27	-11.21%	1.84%	70.77	21.21	0.00	6.59
ICICI Pru Dynamic Bond Fund	12-Jun-09	0.81%	805.72	16.91	-18.90%	3.30%	48.00	32.17	17.39	8.39
ICICI Pru Income Opportunities Fund	18-Aug-08	0.79%	3073.33	20.88	9.45%	2.11%	0.00	90.71	0.00	6.40
IDBI Dynamic Bond Fund	21-Feb-12	2.20%	83.88	13.02	-3.49%	1.48%	81.28	5.92	2.31	8.75
IDFC Dynamic Bond Fund	25-Jun-02	1.65%	6302.47	17.83	2.96%	2.04%	70.72	26.80	0.00	4.45
Kotak Corporate Bond Fund	24-Sep-07	0.76%	54.85	1927.32	53.42%	0.51%	0.00	85.56	1.61	2.71
L&T Flexi Bond Fund	30-Aug-06	1.25%	114.36	15.98	0.99%	2.73%	94.29	0.00	0.00	14.32
Reliance Dynamic Bond Fund	16-Nov-04	1.58%	5468.55	20.06	-1.15%	2.52%	91.07	9.62	0.00	14.17
SBI Dynamic Bond Fund	13-Jan-04	1.57%	3639.15	18.13	-13.77%	2.42%	92.77	4.41	0.00	6.65
Sundaram Flexible Fund FIP	30-Dec-04	0.76%	502.77	20.91	17.32%	2.24%	0.00	88.13	0.00	4.53
Tata Dynamic Bond Fund	13 Sep 03	1.73%	1012.66	23.01	0.82%	2.08%	79.99	11.94	0.00	7.42
Taurus Dynamic Income Fund	14-Feb-11	0.95%	67.54	14.79	265.49%	2.04%	0.11	74.09	1.17	0.10
UTI Dynamic Bond Fund	23-Jun-10	1.09%	925.33	16.76	12.14%	1.77%	73.62	6.16	3.52	6.45
<b>Average</b>		<b>1.35%</b>			<b>12.06%</b>		<b>58.15</b>	<b>28.04</b>	<b>4.15</b>	<b>9.38</b>

## Accrual Funds

Scheme Name	Date of Inception	Expense Ratio %	As on 31st Mar 2016		% Change over a quarter		% Exposure in Holdings* (Excluding Cash)			
			Corpus in crs	NAV (Rs)	Corpus	NAV	GSec/Sov	AAA and Equivalent	AA Equivalent & Below	Avg Maturity (in Yrs)
Birla Sun Life Corporate Bond Fund	13-Apr-15	1.80%	655.35	10.85	9.44%	2.14%	0.00	20.79	58.74	NA
Birla Sun Life Medium Term Plan	25-Mar-09	1.57%	5098.79	18.64	9.94%	2.53%	33.05	7.76	54.51	6.04
Birla Sun Life Short Term Opp. Fund	09-May-03	1.28%	3391.23	24.80	-13.70%	2.52%	34.85	13.45	40.94	5.60
DHFL Pramerica Credit Opportunities Fund	31-Oct-11	1.60%	504.94	11.74	61.68%	2.37%	0.00	12.28	82.11	1.86
DSP BR Income Opp. Fund	13-May-05	1.70%	2292.50	24.48	-0.32%	2.42%	0.00	34.45	59.55	3.05
Franklin India Income Opp. Fund	11-Dec-09	1.68%	3584.65	17.12	-11.27%	-0.30%	0.00	8.73	87.50	2.22
HDFC Corporate Debt Opportunities Fund	25-Mar-14	1.80%	6084.78	12.27	-10.23%	2.39%	0.00	20.40	74.14	3.16
ICICI Pru Regular Savings Fund	03-Dec-10	1.73%	5218.93	15.79	-7.47%	1.38%	0.00	16.00	80.23	2.78
Kotak Income Opportunities Fund	11-May-10	1.56%	1247.87	16.31	-0.38%	2.30%	2.96	25.53	69.43	2.25
L&T Income Opportunities Fund	08-Oct-09	1.86%	1227.66	16.94	3.89%	2.09%	0.00	28.00	53.54	2.55
Reliance Corporate Bond Fund	30-Jun-14	1.58%	1250.73	11.84	-5.01%	2.06%	0.00	25.96	69.16	4.23
Reliance Regular Savings Fund Debt Option	09-Jun-05	1.76%	5274.66	20.65	-10.47%	2.25%	0.00	16.47	78.60	2.13
SBI Corporate Bond Fund	19-Jul-04	1.42%	580.92	23.83	39.71%	2.53%	0.00	25.31	72.86	3.20
UTI Income Opportunities Fund	19-Nov-12	1.57%	992.29	13.50	-7.17%	2.16%	1.50	20.70	64.26	2.08
<b>Average</b>		<b>1.64%</b>			<b>4.19%</b>		<b>5.17</b>	<b>19.70</b>	<b>67.54</b>	<b>3.17</b>

## Short Term Funds

Scheme Name	Date of Inception	Expense Ratio %	As on 31st Mar 2016		% Change over a quarter		% Exposure in Holdings* (Excluding Cash)			
			Corpus in crs	NAV (Rs)	Corpus	NAV	GSec/Sov	AAA and Equivalent	AA Equivalent & Below	Avg Maturity (in Yrs)
AXIS Short Term Fund	02-Mar-10	0.74%	2400.42	16.33	-1.89%	2.24%	13.20	82.78	0.00	3.20
Baroda Pioneer Short Term Bond	30-Jun-10	1.03%	48.48	15.70	15.34%	2.10%	0.00	37.27	39.17	1.54
Birla Sun Life Short Term Fund	03-Mar-97	0.24%	9475.61	56.88	4.64%	2.29%	33.96	46.52	7.76	2.01
BNP Paribas ST Income	13-Sep-04	1.16%	180.70	17.20	-2.49%	2.03%	18.18	40.85	23.99	2.00
BOI AXA Short Term Income	18-Dec-08	1.25%	80.16	16.34	68.25%	2.21%	25.56	35.36	10.60	1.65
Canara Robeco Short Term Fund	31-Mar-09	1.10%	141.28	17.09	-6.06%	1.88%	0.00	44.54	18.15	1.24
DHFL Pramerica Banking and PSU Debt Fund	11-Mar-13	0.44%	1475.20	13.04	-0.21%	2.21%	12.52	87.48	0.00	2.87
DHFL Pramerica Short Maturity Fund	21-Jan-03	1.49%	1796.48	27.20	-	2.20%	16.70	46.46	21.38	3.36
DSP BlackRock Banking & PSU Debt Fund	14-Sep-13	0.90%	739.82	12.65	8.63%	2.12%	4.00	90.46	0.00	2.63
DSP BlackRock STP	09-Sep-02	1.30%	1284.10	25.76	-8.52%	2.07%	8.97	70.28	17.06	2.17
Franklin India Banking & PSU Debt Fund	25-Apr-14	0.96%	145.57	11.81	35.77%	2.34%	13.19	74.94	0.00	4.19
Franklin India ST Income	01-Feb-02	1.55%	9430.53	3047.32	-8.45%	-0.19%	0.00	10.43	88.00	2.05



Short Term Funds

Scheme Name	Date of Inception	Expense Ratio %	As on 31st Mar 2016		% Change over a quarter		% Exposure in Holdings* (Excluding Cash)			
			Corpus in crs	NAV (Rs)	Corpus	NAV	GSec/Sov	AAA and Equivalent	AA Equivalent & Below	Avg Maturity (in Yrs)
HDFC Banking & PSU Debt Fund	26-Mar-14	0.57%	392.23	12.01	151.77%	2.37%	0.00	89.50	0.00	3.23
HDFC HIF STP	01-Feb-02	1.05%	1701.14	29.65	-31.41%	2.37%	0.04	10.34	79.85	6.32
HDFC Medium Term Opportunities Fund	29-Jun-10	0.28%	4123.64	16.49	1.11%	2.34%	26.23	69.24	0.61	2.95
HDFC Short Term Opportunities Fund	25-Jun-10	0.33%	6468.70	16.52	3.68%	2.10%	10.83	77.03	6.40	1.66
HDFC STP	15-Feb-02	1.07%	2390.86	29.59	-13.63%	2.44%	0.04	10.34	79.85	1.95
HSBC Income STP	10-Dec-02	1.27%	1478.56	24.86	-10.61%	1.87%	10.58	62.55	22.67	2.48
ICICI Prudential Banking & PSU Debt Fund	01-Jan-10	0.37%	3735.30	16.90	14.22%	2.61%	36.55	51.80	0.00	5.02
ICICI Pru Short Term Plan	25-Oct-01	0.36%	5570.66	30.95	5.48%	2.38%	44.31	40.33	10.45	4.76
IDBI Short Term Bond	23-Mar-11	0.93%	113.78	15.19	-6.34%	2.01%	0.00	76.88	0.00	1.05
IDFC Banking Debt Fund	07-Mar-13	1.05%	1290.26	13.01	2.72%	2.34%	0.00	91.52	0.00	0.64
IDFC SSIF STP	14-Dec-00	0.32%	4166.20	30.84	-8.25%	2.16%	0.00	94.02	0.00	2.25
JM Short Term Fund	18-Jun-02	0.75%	40.38	21.22	-3.19%	2.25%	9.82	71.24	0.00	3.46
JPMorgan India Banking & PSU Debt Fund	13-Sep-13	0.88%	467.90	12.58	0.80%	1.95%	0.00	84.35	7.47	1.50
JPMorgan Short Term Income Fund	25-Mar-10	0.55%	43.79	13.77	-61.19%	1.71%	9.60	4.45	30.18	0.97
Kotak Bond STP	02-May-02	0.87%	2936.85	28.18	14.21%	2.06%	17.45	82.55	0.00	2.77
L&T Short Term Income Fund	06-Dec-10	1.64%	280.38	15.80	6.89%	2.22%	0.00	18.08	66.70	1.66
L&T Short Term Opportunities	27-Dec-11	0.80%	1788.85	14.45	16.72%	1.78%	13.83	65.33	0.00	2.08
LIC Nomura Savings Plus Fund	29-May-03	1.08%	941.33	23.08	-14.86%	1.98%	0.00	74.99	18.74	1.02
Principal Income STP	23-Apr-02	1.22%	265.51	26.46	-4.96%	2.29%	23.11	59.11	9.81	2.93
Reliance Banking & PSU Debt Fund	18-May-15	0.14%	2152.14	10.79	25.24%	2.16%	0.00	97.19	0.00	1.78
Reliance Short Term Fund	23-Dec-02	0.67%	9315.68	28.28	5.94%	2.15%	23.72	70.48	1.49	2.77
Religare Invesco Bank Debt Fund	29-Dec-12	1.50%	193.50	1262.78	58.89%	1.29%	0.00	85.01	5.84	0.33
Religare Invesco Short Term Fund	24-Mar-07	1.05%	2559.91	1986.04	14.82%	1.78%	8.83	73.39	0.00	2.55
SBI Short Term Debt Plan	02-Aug-07	0.68%	4072.24	17.32	5.17%	2.23%	7.46	32.90	55.13	2.70
Sundaram Banking & PSU Debt Fund	27-Mar-15	0.50%	47.04	10.78	-29.90%	2.07%	27.01	41.72	0.00	1.68
Sundaram Select Debt STAP	04-April-02	1.49%	940.31	25.93	11.22%	2.11%	12.98	64.60	2.17	1.80
Tata Short Term Bond Fund	08-Aug-02	1.41%	4646.61	28.16	-2.14%	2.08%	19.86	74.02	3.08	2.59
Taurus Short Term Income Fund	18-Aug-01	1.14%	282.56	2664.25	-15.88%	2.04%	0.29	82.83	0.00	0.05
UTI Banking & PSU Debt Fund	27-Jan-14	0.22%	517.71	12.10	392.07%	2.69%	5.46	44.72	0.00	1.93
UTI Short Term Income Fund	28-Aug-07	1.01%	5527.61	18.17	-4.64%	1.94%	17.85	54.36	1.43	2.01
<b>Average</b>		<b>0.89%</b>			<b>15.34%</b>		<b>11.24</b>	<b>60.05</b>	<b>14.95</b>	<b>2.33</b>

Short Term Gilts

Scheme Name	Date of Inception	Expense Ratio %	As on 31st Mar 2016		% Change over a quarter		Avg Maturity (in years)
			Corpus in crs	NAV (Rs)	Corpus	NAV	
HDFC Gilt ST	25-Jul-01	0.52%	301.41	24.82	243.80%	2.62%	3.23
ICICI Pru Short Term Gilt Fund	19-Aug-99	0.77%	182.46	37.86	-15.13%	2.76%	6.72
IDFC GSec ST	09-Mar-02	0.45%	57.21	21.81	-30.68%	2.35%	2.97
SBI Magnum Gilt ST	30-Dec-00	0.95%	150.75	31.13	3.86%	2.61%	2.94
Sundaram Gilt	29-Apr-01	2.71%	40.32	24.70	-19.13%	1.89%	7.11
Tata Gilt Short Maturity	03-Apr-05	1.09%	32.06	23.43	-3.01%	2.06%	3.58
UTI Gsec STP	24-Nov-03	0.53%	23.34	21.27	-19.07%	1.45%	0.24
<b>Average</b>		<b>1.00%</b>			<b>22.95%</b>		<b>3.83</b>



## Long Term Gilts

Scheme Name	Date of Inception	Expense Ratio %	As on 31st Mar 2016		% Change over a quarter		Avg Maturity (in years)
			Corpus in crs	NAV (Rs)	Corpus	NAV	
Birla Sun Life Constant Maturity 10 Year Gilt	06-Sep-99	0.42%	35.87	44.76	-24.88%	2.96%	9.43
Birla Sun Life G-Sec LT	31-Oct-99	1.42%	931.31	44.07	-2.50%	3.36%	20.62
Birla Sun Life Gilt Plus PF	06-Sep-99	1.36%	58.15	40.64	0.09%	3.34%	23.76
DSP BlackRock Gsec Fund	29-Sep-99	1.35%	493.36	47.34	1.70%	2.38%	10.43
DHFL Pramerica Gilt Fund	27-Oct-08	0.77%	567.20	16.43	0.64%	2.56%	7.26
Franklin India Gov Sec Composit Plan	21-Jun-99	1.76%	64.45	49.53	-3.02%	3.12%	20.38
Franklin India Gov. Sec Long Term Plan	07-Dec-01	1.72%	383.75	34.73	-10.92%	3.26%	21.63
HDFC Gilt LT	25-Jul-01	0.79%	2879.68	30.25	-16.94%	3.59%	21.29
ICICI Pru Gilt Investment PF	19-Nov-03	0.77%	732.36	29.24	-8.20%	3.71%	24.29
ICICI Pru Long Term Gilt Fund	19-Aug-99	0.95%	1518.61	50.11	-12.80%	3.40%	23.29
IDFC GSec Investment	09-Mar-02	1.50%	931.81	29.60	-17.73%	2.03%	5.53
IDFC GSec PF	29-Mar-04	0.75%	179.15	25.48	3.70%	2.21%	5.62
JM Gsec Regular	29-Sep-99	1.62%	28.26	46.39	-10.27%	2.78%	19.06
Kotak Gilt Investment	29-Dec-98	1.30%	896.05	50.53	0.19%	3.26%	17.00
L&T Gilt Inv	29-Mar-00	0.71%	97.76	37.37	5.38%	3.39%	18.56
LIC Nomura Gsec Fund	15-Nov-99	2.25%	149.64	32.36	0.12%	2.60%	12.42
Principal GSec Fund	23-Aug-01	1.49%	25.91	29.56	-39.80%	2.18%	8.97
Reliance Gilt Fund	22-Aug-08	1.35%	1500.82	19.14	16.95%	2.84%	11.73
Religare Invesco Gilt Long Duration	09-Feb-08	1.78%	118.32	1556.99	-14.04%	2.21%	12.13
SBI Magnum Gilt LT	30-Dec-00	0.73%	2547.38	32.16	9.59%	2.24%	6.58
Tata Gilt LT	06-Sep-99	1.95%	66.13	43.30	-2.36%	2.10%	8.91
UTI Gilt Advantage LT	21-Jan-02	0.74%	591.31	31.57	-16.44%	0.95%	13.90
<b>Average</b>		<b>1.25%</b>			<b>-6.43%</b>		<b>14.67</b>

## Floating Rate Funds

Scheme Name	Date of Inception	Expense Ratio %	As on 31st Mar 2016		% Change over a quarter		% Exposure in Holdings*			
			Corpus in crs	NAV (Rs)	Corpus	NAV	AAA and Equivalent	AA and Equivalent	Below AA-Including FD	Avg Maturity (in days)
Birla Sun Life Floating Rate ST	06-Jun-05	0.12%	3992.56	201.39	3.59%	1.99%	97.07	0.27	2.66	29
Canara Robeco Savings Plus	04-Mar-05	0.55%	518.35	23.59	-5.57%	2.15%	95.70	0.00	4.30	296
HDFC Floating ST	16-Jan-05	0.39%	8764.06	25.35	-2.01%	2.13%	92.54	5.00	2.46	285
ICICI Pru Savings Fund	21-Mar-05	1.26%	3567.00	224.64	0.82%	2.14%	66.30	16.72	16.98	383
JM Floater Fund ST	26-Jun-05	1.86%	25.74	23.04	-20.93%	1.59%	100.00	0.00	0.00	0.00
Kotak Floater ST	14-Jul-03	0.25%	7724.40	2482.38	10.66%	2.02%	100.00	0.00	0.00	37
L&T Floating Rate Fund	10-Aug-05	0.79%	139.23	14.69	-14.80%	2.17%	65.09	16.87	18.04	102
Reliance Floating Rate ST	07-Sep-05	0.33%	4148.38	23.78	-0.43%	2.00%	100.00	0.00	0.00	737
SBI Savings Fund	19-Jul-04	1.02%	1424.81	23.50	4.00%	2.16%	63.81	12.29	23.90	230
Sundaram Flexible Fund STP	30-Dec-04	0.28%	1672.32	23.89	6.64%	2.20%	100.00	0.00	0.00	44
Tata Floater Fund	06-Sep-05	0.34%	3486.79	2278.21	-10.09%	2.10%	92.05	2.83	5.12	109
UTI Floating Rate Fund	29-Aug-03	0.39%	5046.14	2447.21	-15.45%	2.24%	72.30	10.60	17.10	316
Birla Sun Life Floating Rate LT	06-Jun-05	0.25%	1377.55	182.01	-1.88%	1.98%	75.61	24.39	0.00	237
Franklin India Savings Plus Fund	11-Feb-02	0.86%	289.93	27.52	-15.19%	2.06%	90.60	9.40	0.00	183
HDFC Floating LT	16-Jan-05	0.15%	1517.77	26.37	0.69%	2.47%	100.00	0.00	0.00	1317
HSBC Floating LT	16-Nov-04	1.32%	37.06	22.18	-31.74%	1.60%	100.00	0.00	0.00	26
Kotak Treasury Advantage Fund	13-Aug-05	0.45%	4396.39	24.15	6.95%	2.03%	93.54	0.28	6.18	212
<b>Average</b>		<b>0.62%</b>			<b>-4.98%</b>		<b>88.51</b>	<b>5.80</b>	<b>5.69</b>	<b>267</b>



## GOAL ACHIEVEMENT PROGRAMME

A Unique, Target Based Investment Programme Through SIPs

NJ GAP is a unique goal based investment programme through a Systematic Investment Plan (SIP). Investors in this programme have the flexibility of choosing a monthly investment amount, as well as the investment duration of their choice. NJ GAP would enable the investors to plan for their goals without needing to review, re-invest, or for that matter, time the markets

### What are Systematic Investment Plans?

Under this plan investors invest a specific amount for a continuous period, at regular intervals. By doing this, the investor has the advantage of rupee cost averaging and it also helps him save, a fixed amount each month, compulsorily. When you opt for SIP, you automatically participate in the market swings. Your amount of investment remaining the same, you buy more number of units in a declining market and less number of units in a rising market, so that you do not panic in turbulent market conditions. As said earlier, SIP results in rupee cost averaging, which means that, when you invest consistently the same amount at regular intervals, your average cost per unit will always remain lower than the average market price, irrespective of how the market is - rising, falling or fluctuating. Where as this will not be true for a one-time investment. An SIP investor gets phenomenal rate of return compared to a one-time investor.

Anyone can enroll for this facility by starting an account with (minimum investment amount) and giving 6/12 post-dated cheques of periodic investment based on one's convenience.

It is very easy to become a systematic investor. All you need to do is plan your savings effectively and set aside some amount of money every month for investing in a fund - ideally a diversified equity fund or balanced fund, since SIP is a long-term investment plan. The procedure involved is also very simple. All you need to do is, give post-dated checks to the fund house. There is another advantage for the investor. He is at a liberty to enter or exit from the scheme whenever he wishes to, depending on the market conditions. So, if you want to stay calm and sail smoothly in turbulent times go for Systematic Investment Plans.

### SIP Calculator

What will be the value of your investment if you have invested ₹10000/- every month through SIP?

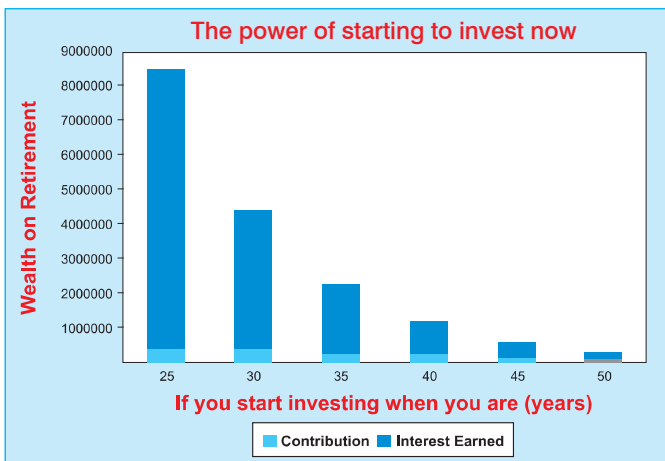
Tenor of SIP/Rate of Return	8%	12%	15%
5 Years	7,34,140	8,11,036	8,73,421
10 Years	18,12,832	22,40,359	26,30,182
15 Years	33,97,785	47,59,314	61,63,656
20 Years	57,26,600	91,98,574	1,32,70,734

Hence it pays to start investing early and regularly in life

There is always a "good reason" for not investing, but there is actually an even better reason to start investing right away. In fact, starting sooner rather than later, is one of the best investment decisions you can make.

The key to building wealth is to start investing early and to keep investing regularly. These regular amounts of savings, no matter however small they may be, will possibly go a long way into creating a substantial amount of wealth over a long-term.

If you invest ₹1000 per month into a Mutual Fund with an asset allocation of 70% in equity fund and 30% in income fund (an aggressive approach), which may possibly generate a return of 13%. The graph below show the wealth you would build by the time you retire at an age of 60 years depending upon when you start investing.



Thus we see how big difference it makes if you start investing when you are 25 or when you are 30... almost double or a loss of ₹ 41.02 lacs. While waiting for another 5 years would mean a loss of ₹ 21.49 lacs.



## SIP RETURN AS ON 31ST MARCH 2016

Starting - April Month of	2015	2014	2013	2012	2011	2010	2009	2008	2007	2006	2004	2001
Years	1	2	3	4	5	6	7	8	9	10	12	15
Invested Amount	120,000	240,000	360,000	480,000	600,000	720,000	840,000	960,000	1,080,000	1,200,000	1,440,000	1,800,000
Schemes (Diversified Equity Schemes)	Returns % - CAGR											
Axis Equity Fund - Gr	-4.88	0.56	8.91	11.97	12.65	11.61	-	-	-	-	-	-
Axis MidCap Fund - Gr	-13.76	1.41	17.25	19.39	19.76	-	-	-	-	-	-	-
Baroda Pioneer Growth Fund - Growth Plan	-8.34	-0.16	9.56	11.20	10.69	9.11	8.94	9.77	9.33	9.67	11.81	-
Birla Sun Life Advantage Fund Gr	-3.45	6.85	18.70	19.57	18.11	15.61	14.81	15.02	13.38	12.65	13.43	16.78
Birla Sun Life Dividend Yield Plus - Growth	-11.41	-2.84	8.65	9.79	9.83	9.17	10.44	12.48	12.27	12.44	13.38	-
Birla Sun Life Equity Fund - Gr	-2.43	4.61	16.56	17.92	17.19	14.90	14.39	14.76	13.33	13.02	14.96	20.26
Birla Sun Life Frontline Equity Fund - Gr	-2.85	3.32	12.49	14.70	14.88	13.58	13.71	14.70	13.84	13.96	16.05	-
Birla Sun Life India GenNext Fund - Gr	-4.03	7.79	15.85	17.45	17.80	16.94	17.48	17.94	16.57	16.15	-	-
Birla Sun Life India Opportunities Fund Plan B Gr	1.30	11.15	23.22	24.33	22.79	19.67	18.84	18.82	16.51	14.99	14.33	16.65
Birla Sun Life Midcap Fund - Gr	-5.82	8.20	21.15	20.78	19.23	16.66	16.32	17.20	15.74	15.42	16.95	-
Birla Sun Life MNC Fund Gr	-4.88	16.21	28.13	27.61	26.13	23.99	24.22	25.07	23.26	21.93	21.46	23.05
Birla Sun Life Pure Value Fund - Gr	0.03	7.23	25.28	25.71	23.67	20.77	20.28	20.99	-	-	-	-
Birla Sun Life Small and Midcap Fund - Gr	-1.19	9.81	22.36	22.05	20.29	17.64	17.58	18.19	-	-	-	-
Birla Sun Life Special Situations Fund - Gr	-10.08	2.91	15.67	16.57	15.54	13.29	12.60	12.75	-	-	-	-
Birla Sun Life Top 100 Fund - Gr	-4.00	2.49	12.71	14.84	15.02	13.89	13.96	14.56	13.40	12.99	-	-
BNP Paribas Dividend Yield Fund- Gr	-5.83	4.43	14.47	15.79	15.58	14.39	14.96	16.05	15.09	14.56	-	-
BNP Paribas Equity Fund - Gr	-5.67	3.71	13.20	15.21	15.39	14.35	14.13	14.15	12.69	12.28	-	-
BNP Paribas Midcap Fund - Gr	-5.51	8.92	22.27	23.44	23.17	21.20	21.42	21.09	18.21	-	-	-
BOI AXA Equity Fund - Regular Plan Gr	-6.84	-1.16	7.99	10.01	10.22	9.08	8.87	-	-	-	-	-
Canara Robeco Emerging Equities Fund - Gr	-7.68	9.62	27.83	27.17	25.56	22.90	22.99	23.57	21.02	19.54	-	-
Canara Robeco Equity Diversified - Gr	-11.23	-2.73	6.89	9.17	10.02	9.61	10.62	12.39	11.84	12.06	-	-
Canara Robeco F.O.R.C.E. Fund - Regular Gr	-9.66	2.50	12.11	13.58	13.87	12.87	-	-	-	-	-	-
Canara Robeco Large Cap Plus Fund - Gr	-4.44	0.66	8.20	10.02	10.61	-	-	-	-	-	-	-
DHFL Pramerica Large Cap Fund - Gr	-2.52	3.77	11.99	13.72	13.27	11.55	11.24	11.46	10.61	10.61	12.64	-
DHFL Pramerica Midcap Opportunities Fund - Gr	-12.75	0.79	-	-	-	-	-	-	-	-	-	-
DSP BlackRock Equity Fund - Reg. Plan - Div	-6.46	0.94	11.95	12.82	12.35	11.10	11.56	12.64	12.03	12.32	15.11	20.55
DSP BlackRock Focus 25 Fund - Gr	-5.37	4.75	14.32	14.91	13.67	-	-	-	-	-	-	-
DSP BlackRock Micro Cap Fund - Gr	0.65	18.24	35.83	32.93	29.49	25.51	25.57	26.14	-	-	-	-
DSP BlackRock Opportunities Fund - Gr	0.43	7.01	15.37	16.57	15.54	13.67	13.68	14.38	13.19	12.90	14.69	20.20
DSP BlackRock Small and Mid Cap - Reg Gr	-2.18	8.95	22.77	22.03	20.31	17.95	18.40	19.59	17.94	-	-	-
DSP BlackRock Top 100 Equity Fund Gr	-6.43	-1.17	7.33	8.92	9.27	8.70	9.22	10.31	9.96	10.47	13.33	-
Edelweiss Diversified Growth Equity Top 100 Fund - Gr	-6.31	1.86	9.96	12.23	12.73	11.91	-	-	-	-	-	-
Edelweiss Emerging Leaders Fund - Gr	-14.00	1.82	14.08	16.20	-	-	-	-	-	-	-	-
Edelweiss Prudent Advantage Fund Plan A - Gr	-1.43	4.69	12.10	12.32	11.66	10.30	-	-	-	-	-	-
Escorts Growth Plan G	-3.27	6.78	19.60	19.38	17.47	14.52	13.90	13.78	12.17	11.58	12.71	-
Franklin India Bluechip Fund Gr	-0.33	4.91	11.90	12.75	12.46	11.44	11.86	12.98	12.22	12.21	14.15	18.98
Franklin India Flexi Cap Fund - Gr	-2.90	6.02	16.79	17.91	17.09	15.30	15.27	16.10	14.82	14.35	-	-
Franklin India High Growth Companies Fund - Gr	-6.47	6.64	20.34	22.15	21.52	19.14	18.66	19.12	-	-	-	-
Franklin India Opportunities Fund-Gr	-5.51	4.86	15.67	16.51	15.54	13.67	13.18	13.25	11.77	11.23	12.85	16.53
Franklin India Prima Fund Gr	-0.64	10.74	24.02	24.97	23.91	21.34	21.05	21.50	19.28	17.94	17.71	23.56
Franklin India Prima Plus Gr	-0.01	8.91	18.48	19.05	18.18	16.50	16.31	16.75	15.49	15.23	16.96	21.29
Franklin India Smaller Companies Fund - Gr	-0.23	11.95	28.14	29.32	27.92	24.71	23.93	23.99	21.41	19.78	-	-
Goldman Sachs India Equity Fund - Gr	-11.25	2.63	14.63	-	-	-	-	-	-	-	-	-
HDFC Capital Builder-Gr	-1.35	4.60	14.97	16.34	15.78	14.20	14.70	15.72	14.54	14.29	15.51	20.50
HDFC Core and Satellite Fund - Gr	-8.35	-1.16	11.33	11.80	10.76	9.25	9.99	11.51	10.62	10.33	-	-
HDFC Equity Fund - Div	-10.32	-4.09	8.68	10.92	11.08	10.13	11.19	13.07	12.47	12.59	15.11	20.88
HDFC Growth Fund Gr	-4.56	-0.05	8.97	9.78	9.72	8.94	9.82	10.94	10.44	10.87	13.39	18.55
HDFC Large Cap Fund - Gr	-6.32	-2.69	3.92	6.51	7.41	6.59	7.15	8.18	7.29	7.04	8.62	12.07
HDFC Mid Cap Opportunities Fund - Gr	-2.95	8.24	22.68	23.22	22.17	20.41	21.07	21.99	-	-	-	-
HDFC Premier Multi-Cap Fund - Gr	-14.75	-5.87	7.45	8.80	8.33	7.35	8.29	9.83	9.14	9.14	-	-
HDFC Small and Mid Cap Fund - Gr	-2.64	5.48	14.76	16.12	15.52	13.64	13.94	15.08	-	-	-	-
HDFC Top 200 Fund - Div	-7.72	-3.30	7.52	9.68	10.04	9.29	10.08	11.72	11.41	11.78	14.51	20.45
HSBC Dividend Yield Equity Fund - Gr	-3.26	-0.08	8.68	9.77	9.85	8.63	8.85	9.30	7.89	-	-	-
HSBC Dynamic Fund - Gr	-0.72	1.67	7.47	8.03	7.82	6.91	7.04	7.24	-	-	-	-
HSBC Equity Fund - Gr	-2.78	-0.38	7.44	8.96	8.94	7.99	8.10	8.59	7.99	8.21	10.36	-
HSBC India Opportunities Fund - Gr	-2.33	2.79	14.21	15.43	14.92	13.56	13.28	13.32	11.94	11.48	12.95	-
HSBC Midcap Equity Fund - Gr	-8.45	5.59	24.59	22.66	20.30	16.52	15.18	14.86	12.78	11.74	-	-
ICICI Prudential Dynamic Plan - Gr	-4.43	-0.50	9.28	11.78	12.23	11.48	12.23	13.35	12.63	12.65	15.64	-
ICICI Prudential Exports and Other Services Fund - Gr	-8.14	7.90	20.50	25.32	24.88	22.35	21.54	21.04	18.51	17.39	-	-
ICICI Prudential Focused Bluechip Equity Fund - Gr	-4.88	0.87	9.78	12.11	12.47	11.89	12.70	-	-	-	-	-
ICICI Prudential MidCap Fund - Gr	-9.72	3.90	22.42	22.63	21.12	18.12	17.72	17.78	15.52	14.40	-	-
ICICI Prudential Multicap Fund - Gr	-5.02	3.63	13.94	15.48	15.14	13.51	13.51	14.13	12.81	12.35	14.08	-
ICICI Prudential Select Large Cap Fund - Retail Gr	-3.90	-0.64	8.30	10.49	10.92	10.08	-	-	-	-	-	-
ICICI Prudential Top 100 Fund - Gr	-4.14	-0.67	8.61	11.03	11.84	11.20	11.55	12.35	11.50	11.35	13.39	16.96
ICICI Prudential Value Discovery Fund Gr	-4.74	6.11	21.29	22.21	21.72	19.65	20.24	21.99	20.54	19.50	-	-
IDFC Classic Equity Fund - Regular Plan - Gr	-5.79	1.23	8.04	9.68	10.05	8.87	8.87	9.31	8.38	8.34	-	-
IDFC Equity Fund - Regular Plan - Gr	-5.00	-2.54	4.69	7.22	8.01	7.51	7.90	8.83	8.10	-	-	-
IDFC Imperial Equity Fund - Regular Plan - Gr	-9.63	-4.23	3.82	5.90	6.21	5.66	6.10	7.18	7.05	7.51	-	-
IDFC Premier Equity Fund - Regular Plan - Gr	-8.36	5.28	17.55	18.90	18.61	17.29	18.07	19.42	18.55	19.09	-	-
IDFC Sterling Equity Fund - Regular Gr	-13.07	-0.50	11.68	13.20	13.68	12.78	13.86	16.08	-	-	-	-
Indiabulls Blue Chip Fund - Gr	-3.94	1.31	7.46	8.91	-	-	-	-	-	-	-	-
JM Equity Fund Growth Option	-6.46	0.83	9.97	11.41	11.06	9.43	8.89	8.91	7.46	6.83	7.88	11.88
JM Multi Strategy Fund - Growth Option	-10.52	-0.84	10.97	12.65	12.06	9.83	8.90	-	-	-	-	-
JP Morgan India Equity Fund - Gr	-3.67	3.45	12.27	13.52	13.15	11.89	12.19	12.79	-	-	-	-
JP Morgan India Mid and Small Cap Fund - Gr	-7.18	8.86	24.47	25.15	23.86	21.29	21.18	21.00	-	-	-	-
Kotak 50 Equity Scheme Div	-2.54	4.61	12.52	13.60	13.17	11.84	11.78	12.12	11.19	11.16	13.36	18.21
Kotak Classic Equity Fund - Gr	-7.04	-0.95	7.56	9.90	10.83	9.83	10.21	11.20	10.42	10.29	-	-

## SIP VALUE AS ON 31ST MARCH 2016

Starting - April Month of	2015	2014	2013	2012	2011	2010	2009	2008	2007	2006	2004	2001
Years	1	2	3	4	5	6	7	8	9	10	12	15
Invested Amount - Rs. 10,000 per Month	120,000	240,000	360,000	480,000	600,000	720,000	840,000	960,000	1,080,000	1,200,000	1,440,000	1,800,000
Schemes (Diversified Equity Schemes)	Investment Value ₹											
Axis Equity Fund - Gr	1,16,960	2,41,376	4,10,826	6,07,897	8,21,682	10,20,872	-	-	-	-	-	-
Axis MidCap Fund - Gr	1,11,299	2,43,436	4,62,484	7,00,418	9,76,662	-	-	-	-	-	-	-
Baroda Pioneer Growth Fund - Growth Plan	1,14,779	2,39,612	4,14,685	5,98,905	7,82,954	9,47,317	11,52,111	14,28,603	16,59,919	19,75,117	30,34,211	-
Birla Sun Life Advantage Fund Gr	1,17,860	2,56,886	4,71,921	7,02,842	9,38,384	11,50,643	14,18,708	17,73,429	20,07,605	23,12,627	33,74,875	71,74,819
Birla Sun Life Dividend Yield Plus - Growth	1,12,818	2,33,117	4,09,259	5,82,756	7,66,573	9,48,919	12,15,230	15,96,952	19,05,415	22,87,386	33,64,748	-
Birla Sun Life Equity Fund - Gr	1,18,491	2,51,307	4,58,060	6,81,263	9,17,822	11,26,361	13,97,924	17,54,659	20,02,430	23,59,063	37,35,027	97,35,877
Birla Sun Life Frontline Equity Fund - Gr	1,18,231	2,48,138	4,32,518	6,40,771	8,67,725	10,82,799	13,64,757	17,50,264	20,51,587	24,79,836	40,13,632	-
Birla Sun Life India GenNext Fund - Gr	1,17,496	2,59,223	4,53,516	6,75,220	9,31,545	11,97,081	15,59,431	20,00,498	23,33,960	27,87,033	-	-
Birla Sun Life India Opportunities Fund Plan B Gr	1,20,799	2,67,664	5,02,073	7,68,061	10,50,392	12,97,902	16,36,524	20,74,978	23,27,365	26,19,190	35,83,009	70,95,420
Birla Sun Life Midcap Fund - Gr	1,16,373	2,60,250	4,88,099	7,18,995	9,64,267	11,87,273	14,96,909	19,40,602	22,44,175	26,80,042	42,64,081	-
Birla Sun Life MNC Fund Gr	1,16,964	2,80,560	5,36,222	8,15,945	11,37,215	14,74,494	19,78,837	26,85,463	32,05,543	38,04,033	57,66,846	1,24,57,533
Birla Sun Life Pure Value Fund - Gr	1,20,021	2,57,826	5,16,184	7,87,998	10,72,632	13,41,038	17,22,262	22,69,075	-	-	-	-
Birla Sun Life Small and Midcap Fund - Gr	1,19,261	2,64,300	4,96,216	7,36,298	9,89,102	12,22,242	15,65,002	20,21,191	-	-	-	-
Birla Sun Life Special Situations Fund - Gr	1,13,669	2,47,124	4,52,383	6,64,020	8,81,808	10,73,584	13,11,922	16,14,597	-	-	-	-
Birla Sun Life Top 100 Fund - Gr	1,17,511	2,46,085	4,33,871	6,42,501	8,70,578	10,92,862	13,76,729	17,39,683	20,09,495	23,54,539	-	-
BNP Paribas Dividend Yield Fund- Gr	1,16,362	2,50,874	4,44,786	6,54,277	8,82,534	11,09,590	14,26,331	18,50,482	21,75,962	25,60,607	-	-
BNP Paribas Equity Fund - Gr	1,16,463	2,49,091	4,36,863	6,47,077	8,78,417	11,08,039	13,85,276	17,11,020	19,42,917	22,67,229	-	-
BNP Paribas Midcap Fund - Gr	1,16,568	2,62,065	4,95,606	7,55,579	10,60,012	13,58,307	17,92,713	22,78,677	25,22,355	-	-	-
BOI AXA Equity Fund - Regular Plan Gr	1,15,727	2,37,186	4,05,344	5,85,250	7,73,874	9,46,329	11,49,273	-	-	-	-	-
Canara Robeco Emerging Equities Fund - Gr	1,15,194	2,63,812	5,34,072	8,09,436	11,21,825	14,28,182	18,94,938	25,24,060	28,82,091	33,44,917	-	-
Canara Robeco Equity Diversified - Gr	1,12,930	2,33,387	3,98,923	5,75,805	7,70,213	9,61,610	12,23,057	15,91,100	18,66,768	22,41,474	-	-
Canara Robeco F.O.R.C.E. Fund - Regular Gr	1,13,938	2,46,117	4,30,156	6,27,095	8,46,414	10,60,262	-	-	-	-	-	-
Canara Robeco Large Cap Plus Fund - Gr	1,17,239	2,41,620	4,06,614	5,85,353	7,81,470	-	-	-	-	-	-	-
DHFL Pramerica Large Cap Fund - Gr	1,18,439	2,49,243	4,29,419	6,28,784	8,34,248	10,19,111	12,49,967	15,30,986	17,61,699	20,75,171	32,04,217	-
DHFL Pramerica Midcap Opportunities Fund - Gr	1,11,951	2,41,917	-	-	-	-	-	-	-	-	-	-
DSP BlackRock Equity Fund - Reg. Plan - Div	1,15,969	2,42,304	4,29,197	6,18,031	8,15,531	10,05,554	12,64,432	16,07,576	18,83,780	22,72,038	37,72,530	99,89,207
DSP BlackRock Focus 25 Fund - Gr	1,16,654	2,51,660	4,43,902	6,43,369	8,42,319	-	-	-	-	-	-	-
DSP BlackRock Micro Cap Fund - Gr	1,20,400	2,85,800	5,92,843	8,98,457	12,31,053	15,41,399	20,73,971	28,03,866	-	-	-	-
DSP BlackRock Opportunities Fund - Gr	1,20,268	2,57,282	4,50,485	6,63,970	8,81,816	10,85,943	13,63,269	17,27,104	19,89,578	23,43,562	36,68,176	96,88,205
DSP BlackRock Small and Mid Cap - Reg Gr	1,18,651	2,62,119	4,98,966	7,35,983	9,89,766	12,33,420	16,11,371	21,41,286	24,90,645	-	-	-
DSP BlackRock Top 100 Equity Fund Gr	1,15,987	2,37,163	4,01,475	5,72,896	7,55,973	9,35,624	11,63,697	14,60,793	17,09,299	20,60,453	33,52,398	-
Edelweiss Diversified Growth Equity Top 100 Fund - Gr	1,16,060	2,44,550	4,17,078	6,11,022	8,23,279	10,30,157	-	-	-	-	-	-
Edelweiss Emerging Leaders Fund - Gr	1,11,144	2,44,455	4,42,369	6,59,306	-	-	-	-	-	-	-	-
Edelweiss Prudent Advantage Fund Plan A - Gr	1,19,116	2,51,504	4,30,075	6,12,124	8,01,893	9,81,599	-	-	-	-	-	-
Escorts Growth Plan G	1,17,970	2,56,707	4,77,791	7,00,268	9,23,982	11,13,729	13,73,971	16,84,800	18,96,316	21,85,102	32,20,029	-
Franklin India Bluechip Fund Gr	1,19,796	2,52,049	4,28,889	6,17,221	8,17,794	10,15,832	12,77,845	16,30,215	19,00,790	22,58,713	35,39,381	86,99,062
Franklin India Flexi Cap Fund - Gr	1,18,200	2,54,813	4,59,546	6,81,174	9,15,489	11,40,061	14,42,221	18,54,465	21,48,200	25,31,755	-	-
Franklin India High Growth Companies Fund - Gr	1,15,963	2,56,357	4,82,714	7,37,596	10,18,814	12,77,998	16,26,444	21,00,345	-	-	-	-
Franklin India Opportunities Fund-Gr	1,16,566	2,51,930	4,52,391	6,63,229	8,81,733	10,85,865	13,39,133	16,48,417	18,60,987	21,44,750	32,49,840	70,20,573
Franklin India Prima Fund Gr	1,19,604	2,66,622	5,07,532	7,77,270	10,78,877	13,63,698	17,69,760	23,17,185	26,53,668	30,69,255	44,85,104	1,30,38,542
Franklin India Prima Plus Gr	1,19,993	2,62,034	4,70,462	6,95,970	9,40,004	11,81,342	14,96,596	19,04,718	22,17,327	26,54,287	42,66,638	1,06,65,095
Franklin India Smaller Companies Fund - Gr	1,19,861	2,69,704	5,36,278	8,41,830	11,86,468	15,06,092	19,58,786	25,68,556	29,36,546	33,87,771	-	-
Goldman Sachs India Equity Fund - Gr	1,12,918	2,46,422	4,45,842	-	-	-	-	-	-	-	-	-
HDFC Capital Builder-Gr	1,19,163	2,51,293	4,47,952	6,61,131	8,86,992	11,03,172	14,13,464	18,24,974	21,20,721	25,24,068	38,74,590	99,46,264
HDFC Core and Satellite Fund - Gr	1,14,768	2,37,189	4,25,377	6,05,948	7,84,312	9,51,088	11,95,930	15,34,442	17,62,556	20,45,614	-	-
HDFC Equity Fund - Div	1,13,514	2,30,104	4,09,418	5,95,756	7,90,480	9,76,603	12,47,930	16,36,380	19,22,880	23,05,682	37,71,713	1,02,82,026
HDFC Growth Fund Gr	1,17,162	2,39,876	4,11,172	5,82,600	7,64,464	9,42,330	11,88,789	14,98,919	17,48,325	21,04,421	33,66,633	83,74,773
HDFC Large Cap Fund - Gr	1,16,056	2,33,476	3,81,826	5,46,529	7,22,039	8,78,109	10,81,399	13,38,071	15,08,916	17,20,984	24,66,884	47,75,336
HDFC Mid Cap Opportunities Fund - Gr	1,18,168	2,60,341	4,98,369	7,52,504	10,34,722	13,26,793	17,70,776	23,65,181	-	-	-	-
HDFC Premier Multi-Cap Fund - Gr	1,10,655	2,25,856	4,02,192	5,71,611	7,38,619	8,98,559	11,25,701	14,32,061	16,45,006	19,20,696	-	-
HDFC Small and Mid Cap Fund - Gr	1,18,365	2,53,472	4,46,648	6,58,312	8,81,225	10,84,762	13,75,700	17,77,526	-	-	-	-
HDFC Top 200 Fund - Div	1,15,173	2,32,012	4,02,575	5,81,532	7,70,571	9,52,490	11,99,781	15,47,656	18,29,450	22,08,267	36,24,625	99,02,647
HSBC Dividend Yield Equity Fund - Gr	1,17,976	2,39,793	4,09,425	5,82,520	7,66,920	9,33,632	11,48,272	14,00,948	15,51,743	-	-	-
HSBC Dynamic Fund - Gr	1,19,556	2,44,079	4,02,302	5,63,071	7,29,391	8,86,611	10,77,257	12,87,674	-	-	-	-
HSBC Equity Fund - Gr	1,18,273	2,39,083	4,02,098	5,73,400	7,49,938	9,15,944	11,18,421	13,60,759	15,58,629	18,29,239	27,61,129	-
HSBC India Opportunities Fund - Gr	1,18,557	2,46,833	4,43,180	6,49,705	8,68,599	10,82,394	13,43,795	16,53,116	18,75,397	21,73,953	32,71,456	-
HSBC Midcap Equity Fund - Gr	1,14,709	2,53,735	5,11,397	7,44,609	9,89,331	11,82,147	14,37,593	17,61,953	19,51,544	22,03,330	-	-
ICICI Prudential Dynamic Plan - Gr	1,17,243	2,38,791	4,13,016	6,05,759	8,13,251	10,16,884	12,94,533	16,54,905	19,37,313	23,12,492	39,07,075	-
ICICI Prudential Exports and Other Services Fund - Gr	1,14,907	2,59,486	4,83,748	7,82,270	11,04,100	14,05,146	18,00,425	22,73,528	25,58,872	29,79,610	-	-
ICICI Prudential Focused Bluechip Equity Fund - Gr	1,16,964	2,42,130	4,16,015	6,09,578	8,17,913	10,29,421	13,16,578	-	-	-	-	-
ICICI Prudential MidCap Fund - Gr	1,13,897	2,49,549	4,96,610	7,44,294	10,09,166	12,39,706	15,72,723	19,87,715	22,20,855	25,38,968	-	-
ICICI Prudential Multicap Fund - Gr	1,16,874	2,48,885	4,41,475	6,50,409	8,73,227	10,80,661	13,54,752	17,09,346	19,53,802	22,75,618	35,24,237	-
ICICI Prudential Select Large Cap Fund - Retail Gr	1,17,577	2,38,449	4,07,156	5,90,778	7,87,400	9,75,320	-	-	-	-	-	-
ICICI Prudential Top 100 Fund - Gr	1,17,426	2,38,362	4,09,017	5,97,033	8,05,409	10,08,509	12,63,713	15,88,288	18,37,270	21,58,972	33,65,738	72,87,942
ICICI Prudential Value Discovery Fund Gr	1,17,053	2,55,028	4,89,053	7,38,439	10,23,780	12,97,468	17,19,478	23,64,529	28,17,233	33,36,817	-	-
IDFC Classic Equity Fund - Regular Plan - Gr	1,16,389	2,43,008	4,05,639	5,81,542	7,70,637	9,40,332	11,49,439	14,01,992	15,87,353	18,41,851	-	-
IDFC Equity Fund - Regular Plan - Gr	1,16,888	2,33,845	3,86,174	5,54,141	7,32,878	9,02,693	11,10,281	13,74,429	15,66,916	-	-	-
IDFC Imperial Equity Fund - Regular Plan - Gr	1,13,958	2,29,772	3,81,237	5,39,902	7,00,823	8,53,914	10,41,692	12,84,676	14,92,104	17,63,836	-	-
IDFC Premier Equity Fund - Regular Plan - Gr	1,14,762	2,52,974	4,64,439	6,94,021	9,49,961	12,09,742	15,92,468	21,26,971	25,63,735	32,63,934	-	-
IDFC Sterling Equity Fund - Regular Gr	1,11,748	2,38,776	4,27,532	6,22,535	8,42,686	10,57,207	13,71,830	18,52,515	-	-	-	-
Indiabulls Blue Chip Fund - Gr	1,17,551	2,43,190	4,02,255	5,72,785	-	-	-	-	-	-	-	-
JM Equity Fund Growth Option	1,15,968	2,42,029	4,17,179	6,01,435	7,90,156	9,56,370	11,50,230	13,79,142	15,20,887	17,02,181	23,52,520	46,97,375
JM Multi Strategy Fund - Growth Option	1,13,387	2,37,955	4,23,203	6,15,939	8,09,829	9,67,944	11,50,650	-	-	-	-	-
JP Morgan India Equity Fund - Gr	1,17,718	2,48,443	4,31,153	6,26,346	8,31,721	10,29,639	12,93,079	16,17,500	-	-	-	-
JP Morgan India Mid and Small Cap Fund - Gr	1,15,510	2,61,897	5,10,584	7,79,833	10,77,508	13,61,971	17,77,711					

## SIP RETURN AS ON 31ST MARCH 2016

Starting - April Month of	2015	2014	2013	2012	2011	2010	2009	2008	2007	2006	2004	2001
Years	1	2	3	4	5	6	7	8	9	10	12	15
Invested Amount	120,000	240,000	360,000	480,000	600,000	720,000	840,000	960,000	1,080,000	1,200,000	1,440,000	1,800,000
Schemes (Diversified Equity Schemes)	Returns % - CAGR											
Kotak Emerging Equity Scheme - Gr	-3.35	11.54	26.14	24.56	22.90	19.89	19.26	18.94	16.57	-	-	-
Kotak Midcap - Gr	2.38	12.26	24.27	22.72	21.09	18.54	18.47	18.70	16.53	15.41	-	-
Kotak Opportunities Fund - Gr	-4.62	4.68	13.86	15.09	14.70	13.08	13.04	13.56	12.49	12.46	-	-
Kotak Select Focus Fund - Gr	-2.53	6.42	16.58	17.87	17.37	15.60	-	-	-	-	-	-
L&T Equity Fund - Gr	-6.28	1.88	12.12	13.57	13.22	12.02	12.60	13.69	12.79	12.84	-	-
L&T India Large Cap Fund - Gr	-5.91	1.54	10.63	12.30	12.07	11.02	11.70	12.96	-	-	-	-
L&T India Special Situations Fund - Gr	-7.61	1.86	12.54	14.30	14.65	13.48	13.95	14.86	13.63	-	-	-
L&T India Value Fund - Gr	-2.38	10.25	23.52	23.93	22.54	19.74	-	-	-	-	-	-
L&T Midcap Fund - Gr	-7.81	7.71	23.67	23.83	22.19	19.27	18.81	19.38	17.53	16.66	-	-
LIC Nomura Equity Fund Gr	-9.66	-4.23	5.43	7.80	8.30	7.43	7.58	8.29	7.46	7.38	8.20	11.14
LIC Nomura Growth Fund Gr	-9.07	-0.21	8.45	10.43	10.58	9.41	9.44	10.28	9.25	8.74	-	-
Mirae Asset Emerging Bluechip Fund - Gr	-1.15	12.62	27.86	28.09	26.65	-	-	-	-	-	-	-
Mirae Asset India Opportunities Fund - Gr	-2.88	4.63	15.26	16.92	16.68	15.35	15.91	17.45	-	-	-	-
Motilal Oswal MOST Focused 25 Fund - Gr	-13.07	0.83	-	-	-	-	-	-	-	-	-	-
Motilal Oswal Most Focused Midcap 30 Fund - Gr	-6.45	12.78	-	-	-	-	-	-	-	-	-	-
Motilal Oswal MOST Focused Multicap 35 Fund - Gr	-5.28	12.50	-	-	-	-	-	-	-	-	-	-
Principal Dividend Yield Fund - Gr	-8.12	-2.71	7.18	8.29	8.79	8.00	8.89	10.00	9.33	9.08	-	-
Principal Emerging Bluechip Fund - Gr	-4.97	8.26	22.78	23.77	23.12	19.96	19.47	-	-	-	-	-
Principal Growth Fund Gr	-5.47	1.16	12.62	14.86	15.23	13.44	13.00	13.00	11.28	10.43	10.91	14.72
Principal Large Cap Fund - Gr	-6.72	-0.39	9.43	11.21	11.42	10.28	10.77	12.19	11.32	11.42	-	-
Reliance Equity Opportunities Fund - Gr	-14.15	-1.96	11.37	13.47	14.39	13.67	15.22	17.04	15.84	15.41	-	-
Reliance Focused Large Cap Fund - Gr	-11.78	-1.85	8.25	11.01	11.66	10.14	9.40	9.42	8.49	8.34	-	-
Reliance Growth Fund Gr	-12.88	0.21	12.78	13.71	13.34	11.61	11.74	12.73	11.92	12.11	15.10	23.58
Reliance Mid & Small Cap Fund - Gr	-13.14	2.37	19.49	20.20	19.29	16.95	16.76	17.11	15.63	-	-	-
Reliance Quant Plus Fund - Gr	-6.35	-3.42	4.52	6.76	7.42	7.02	7.74	-	-	-	-	-
Reliance Regular Savings Fund Equity Plan - Gr	-12.67	0.51	12.31	13.45	13.33	11.72	11.92	13.14	12.64	13.14	-	-
Reliance Small Cap Fund - Gr	-4.61	9.55	30.31	29.69	27.28	-	-	-	-	-	-	-
Reliance Top 200 Fund - Gr	-7.74	1.48	12.85	14.34	14.45	13.13	13.01	13.49	-	-	-	-
Reliance Vision Fund Gr	-4.10	2.39	14.53	14.64	13.58	11.70	11.51	12.12	11.04	10.90	13.00	20.33
Religare Invesco Business Leaders Fund - Gr	-3.67	4.02	11.85	13.46	13.17	11.83	-	-	-	-	-	-
Religare Invesco Contra Fund - Gr	-1.35	6.73	19.42	19.55	18.16	15.95	15.63	16.58	-	-	-	-
Religare Invesco Dynamic Equity Fund - Gr	-6.97	1.24	8.78	11.59	12.17	11.18	11.50	12.33	-	-	-	-
Religare Invesco Growth Fund - Gr	-5.61	3.49	12.73	14.60	14.30	12.98	13.13	13.64	-	-	-	-
Religare Invesco Mid N Small Cap Fund - Gr	-8.82	4.94	20.09	21.88	21.45	19.70	20.79	21.68	-	-	-	-
Religare Invesco Midcap Fund - Gr	-8.73	5.34	20.83	21.87	21.09	19.24	19.91	20.67	-	-	-	-
SBI Blue Chip Fund - Gr	0.77	8.58	16.82	18.06	17.84	15.91	15.22	15.49	13.97	13.18	-	-
SBI Contra Fund - Regular Div	-2.27	3.78	12.09	12.64	12.07	10.22	9.71	10.20	9.29	9.29	12.66	20.52
SBI Emerging Businesses Fund - Regular Plan - Gr	-0.07	7.82	17.01	16.99	17.41	16.98	18.44	19.84	17.72	16.69	-	-
SBI Magnum Equity Fund - Div	0.32	5.34	12.79	13.80	13.64	12.34	12.50	13.39	12.37	12.32	14.43	17.46
SBI Magnum Global Fund - Div	-6.93	7.51	20.25	21.59	20.91	19.07	19.12	19.75	17.56	16.45	18.26	23.79
SBI Magnum MidCap Fund - Gr	-1.97	13.06	27.33	28.23	26.56	23.40	22.06	21.66	18.76	17.21	-	-
SBI Magnum Multicap Fund - Gr	2.68	11.01	20.12	20.08	18.90	16.22	15.13	14.90	13.14	12.25	-	-
SBI Magnum Multiplier Plus - Div	-4.46	6.46	16.87	17.99	17.37	15.29	14.88	15.28	13.94	13.62	16.20	21.01
SBI Small & Midcap Fund - Gr	-0.08	19.78	34.69	33.49	30.28	26.40	-	-	-	-	-	-
Sundaram Equity Multiplier Fund - Gr	-5.26	3.85	13.97	13.96	13.02	11.37	11.06	11.38	10.32	-	-	-
Sundaram Growth Fund Gr	-11.08	-8.94	-0.22	2.35	3.35	3.08	3.98	5.07	4.65	4.95	7.50	13.06
Sundaram Rural India Fund - Gr	4.62	9.54	16.96	16.66	15.51	13.83	13.81	13.94	12.47	-	-	-
Sundaram S.M.I.L.E. Fund - Gr	-12.85	5.83	26.01	24.56	22.34	18.92	17.83	18.29	16.87	16.35	-	-
Sundaram Select Focus - Gr	-5.87	-1.61	6.55	8.39	8.40	7.35	7.45	7.97	7.40	7.70	10.45	-
Sundaram Select MidCap - Gr	-4.15	9.84	24.06	23.88	22.16	19.70	19.51	20.39	18.71	17.88	20.02	-
Tata Dividend Yield Fund - Gr	-3.69	4.19	12.91	13.65	13.30	12.38	13.41	14.85	14.10	14.07	-	-
Tata Equity Opportunities Fund - Gr	-3.30	5.31	14.32	15.74	15.59	13.96	13.89	14.28	12.85	12.46	14.00	-
Tata Equity P/E Fund Gr	-5.72	2.91	16.48	16.97	15.94	14.08	14.11	15.05	14.06	14.18	-	-
Tata Ethical Fund - Gr	-4.55	5.67	14.40	16.54	16.37	15.03	15.43	16.28	14.59	13.95	15.43	19.75
Tata Large Cap Fund - Gr	-3.23	2.50	9.85	11.49	11.85	10.80	11.19	12.10	11.34	11.40	13.54	18.84
Tata Mid Cap Growth Fund - Gr	-10.23	7.05	22.91	23.40	22.10	19.55	18.99	19.04	17.06	16.19	16.35	-
Taurus Bonanza Fund Gr	-13.33	-2.67	7.01	8.45	8.38	7.39	7.55	8.15	7.10	6.83	8.46	-
Taurus Discovery Fund - Gr	-11.32	3.06	17.02	18.17	17.83	15.45	14.90	14.42	12.17	11.15	10.97	13.19
Taurus Ethical Fund - Gr	-11.40	-0.27	10.88	13.19	12.69	11.37	12.18	-	-	-	-	-
Taurus Starshare Growth	-11.60	-3.05	7.06	9.11	9.41	8.77	9.50	10.51	9.38	9.40	12.17	17.77
Templeton India Growth Fund Gr	-4.50	1.93	11.33	12.34	12.03	10.48	10.78	11.94	11.36	11.58	13.35	17.94
Union KBC Equity Fund - Gr	-11.08	-5.41	4.10	7.03	-	-	-	-	-	-	-	-
UTI Bluechip Flexicap Fund - Gr	-6.67	-0.93	7.56	9.99	10.51	9.53	9.62	10.14	9.09	8.93	-	-
UTI Dividend Yield Fund - Gr	-4.74	-1.00	7.39	8.58	8.54	7.95	8.99	10.57	10.48	11.06	-	-
UTI Equity Fund - Div	-4.74	2.71	12.06	13.87	14.09	13.20	13.61	14.33	13.48	13.22	13.91	-
UTI India Lifestyle Fund - Gr	-7.20	-1.65	6.13	8.36	9.32	9.36	10.36	11.45	-	-	-	-
UTI Master Share - Div	-5.42	1.41	9.95	11.48	11.33	10.34	10.56	11.25	10.46	10.52	11.77	-
UTI Mid Cap Fund - Gr	-6.37	8.48	26.34	26.82	24.98	22.07	21.77	22.09	20.02	18.61	-	-
UTI MNC Fund - Gr	-5.86	11.47	22.69	22.96	22.09	20.80	21.17	21.96	20.52	19.55	-	-
UTI Opportunities Fund - Gr	-7.64	-2.27	6.78	9.14	10.05	10.00	10.89	12.68	12.35	12.55	-	-
UTI Top 100 Fund - Gr	-6.10	1.73	10.32	11.97	11.98	11.05	11.49	11.83	10.67	10.32	-	-
<b>Average Return of Above Funds</b>	<b>-5.76</b>	<b>3.72</b>	<b>14.71</b>	<b>15.90</b>	<b>15.56</b>	<b>13.80</b>	<b>13.88</b>	<b>14.70</b>	<b>13.09</b>	<b>12.71</b>	<b>13.68</b>	<b>18.45</b>
<b>Maximum Return</b>	<b>4.62</b>	<b>19.78</b>	<b>35.83</b>	<b>33.49</b>	<b>30.28</b>	<b>26.40</b>	<b>25.57</b>	<b>26.14</b>	<b>23.26</b>	<b>21.93</b>	<b>21.46</b>	<b>23.79</b>
<b>Minimum Return</b>	<b>-14.75</b>	<b>-8.94</b>	<b>-0.22</b>	<b>2.35</b>	<b>3.35</b>	<b>3.08</b>	<b>3.98</b>	<b>5.07</b>	<b>4.65</b>	<b>4.95</b>	<b>7.50</b>	<b>11.14</b>
<b>Universe</b>	<b>148</b>	<b>148</b>	<b>144</b>	<b>143</b>	<b>140</b>	<b>135</b>	<b>126</b>	<b>120</b>	<b>100</b>	<b>91</b>	<b>50</b>	<b>32</b>

## SIP VALUE AS ON 31ST MARCH 2016

Starting - April Month of	2015	2014	2013	2012	2011	2010	2009	2008	2007	2006	2004	2001
Years	1	2	3	4	5	6	7	8	9	10	12	15
Invested Amount - Rs. 10,000 per Month	120,000	240,000	360,000	480,000	600,000	720,000	840,000	960,000	1,080,000	1,200,000	1,440,000	1,800,000
Schemes (Diversified Equity Schemes)	Investment Value ₹											
Kotak Emerging Equity Scheme - Gr	1,17,923	2,68,648	5,22,177	7,71,382	10,53,072	13,06,470	16,61,259	20,84,602	23,34,291	-	-	-
Kotak Midcap - Gr	1,21,463	2,70,478	5,09,245	7,45,541	10,08,385	12,55,300	16,15,230	20,64,490	23,29,912	26,79,330	-	-
Kotak Opportunities Fund - Gr	1,17,126	2,51,477	4,40,988	6,45,497	8,63,799	10,66,835	13,32,457	16,69,598	19,24,525	22,88,838	-	-
Kotak Select Focus Fund - Gr	1,18,430	2,55,803	4,58,213	6,80,655	9,21,913	11,50,072	-	-	-	-	-	-
L&T Equity Fund - Gr	1,16,078	2,44,599	4,30,248	6,26,977	8,33,057	10,33,545	13,12,074	16,78,815	19,51,994	23,35,795	-	-
L&T India Large Cap Fund - Gr	1,16,315	2,43,754	4,21,139	6,11,854	8,10,035	10,03,187	12,70,814	16,28,981	-	-	-	-
L&T India Special Situations Fund - Gr	1,15,242	2,44,538	4,32,800	6,35,868	8,62,829	10,79,690	13,76,409	17,61,747	20,30,744	-	-	-
L&T India Value Fund - Gr	1,18,523	2,65,410	5,04,062	7,62,438	10,44,032	13,00,866	-	-	-	-	-	-
L&T Midcap Fund - Gr	1,15,114	2,59,030	5,05,135	7,61,007	10,35,353	12,82,842	16,34,667	21,23,043	24,42,418	28,64,125	-	-
LIC Nomura Equity Fund Gr	1,13,939	2,29,785	3,90,413	5,60,537	7,38,142	9,00,674	10,98,035	13,44,208	15,21,081	17,51,390	24,01,560	44,11,610
LIC Nomura Growth Fund Gr	1,14,310	2,39,493	4,08,086	5,90,099	7,80,869	9,55,676	11,72,593	14,58,538	16,53,430	18,81,313	-	-
Mirae Asset Emerging Bluechip Fund - Gr	1,19,290	2,71,404	5,34,280	8,23,187	11,51,195	-	-	-	-	-	-	-
Mirae Asset India Opportunities Fund - Gr	1,18,211	2,51,359	4,49,805	6,68,502	9,06,458	11,41,696	14,75,275	19,60,128	-	-	-	-
Motilal Oswal MOST Focused 25 Fund - Gr	1,11,747	2,42,016	-	-	-	-	-	-	-	-	-	-
Motilal Oswal Most Focused Midcap 30 Fund - Gr	1,15,977	2,71,813	-	-	-	-	-	-	-	-	-	-
Motilal Oswal MOST Focused Multicap 35 Fund - Gr	1,16,713	2,71,011	-	-	-	-	-	-	-	-	-	-
Principal Dividend Yield Fund - Gr	1,14,916	2,33,424	4,00,610	5,65,891	7,47,081	9,16,229	11,50,226	14,42,226	16,59,262	19,14,596	-	-
Principal Emerging Bluechip Fund - Gr	1,16,906	2,60,405	4,99,083	7,60,207	10,58,666	13,09,359	16,73,561	-	-	-	-	-
Principal Growth Fund Gr	1,16,594	2,42,836	4,33,314	6,42,680	8,75,004	10,78,464	13,30,635	16,31,730	18,18,634	20,56,317	28,61,190	60,00,210
Principal Large Cap Fund - Gr	1,15,806	2,39,047	4,13,908	5,99,025	7,97,187	9,81,011	12,29,575	15,78,259	18,22,219	21,66,445	-	-
Reliance Equity Opportunities Fund - Gr	1,11,049	2,35,254	4,25,605	6,25,793	8,57,296	10,85,995	14,39,783	19,27,865	22,54,391	26,79,579	-	-
Reliance Focused Large Cap Fund - Gr	1,12,580	2,35,505	4,06,914	5,96,704	8,01,846	9,76,995	11,71,112	14,08,026	15,95,993	18,41,992	-	-
Reliance Growth Fund Gr	1,11,868	2,40,507	4,34,267	6,28,712	8,35,547	10,20,895	12,72,434	16,13,604	18,73,614	22,46,812	37,68,717	1,30,58,427
Reliance Mid & Small Cap Fund - Gr	1,11,700	2,45,790	4,77,057	7,11,160	9,65,711	11,97,323	15,20,351	19,33,347	22,32,655	-	-	-
Reliance Quant Plus Fund - Gr	1,16,035	2,31,718	3,85,192	5,49,194	7,22,216	8,89,618	11,03,947	-	-	-	-	-
Reliance Regular Savings Fund Equity Plan - Gr	1,12,005	2,41,255	4,31,396	6,25,549	8,35,404	10,24,353	12,80,490	16,41,090	19,38,584	23,73,055	-	-
Reliance Small Cap Fund - Gr	1,17,133	2,63,637	5,51,889	8,47,507	11,68,475	-	-	-	-	-	-	-
Reliance Top 200 Fund - Gr	1,15,159	2,43,617	4,34,697	6,36,284	8,58,556	10,68,460	13,31,012	16,65,113	-	-	-	-
Reliance Vision Fund Gr	1,17,452	2,45,835	4,45,206	6,40,023	8,40,547	10,23,747	12,61,945	15,73,674	17,97,823	21,07,932	32,81,029	98,03,124
Religare Invesco Business Leaders Fund - Gr	1,17,721	2,49,864	4,28,567	6,25,637	8,32,091	10,27,593	-	-	-	-	-	-
Religare Invesco Contra Fund - Gr	1,19,166	2,56,582	4,76,610	7,02,527	9,39,542	11,62,214	14,60,956	18,91,235	-	-	-	-
Religare Invesco Dynamic Equity Fund - Gr	1,15,649	2,43,030	4,10,018	6,03,477	8,12,073	10,07,923	12,61,622	15,87,116	-	-	-	-
Religare Invesco Growth Fund - Gr	1,16,505	2,48,540	4,33,982	6,39,527	8,55,552	10,63,813	13,36,989	16,75,007	-	-	-	-
Religare Invesco Mid N Small Cap Fund - Gr	1,14,473	2,52,135	4,81,024	7,33,980	10,17,063	12,99,391	17,53,191	23,34,875	-	-	-	-
Religare Invesco Midcap Fund - Gr	1,14,530	2,53,134	4,85,976	7,33,782	10,08,386	12,81,563	16,99,973	22,39,137	-	-	-	-
SBI Blue Chip Fund - Gr	1,20,472	2,61,190	4,59,761	6,83,119	9,32,418	11,60,806	14,39,567	18,08,022	20,63,889	23,78,558	-	-
SBI Contra Fund - Regular Div	1,18,591	2,49,262	4,30,030	6,15,853	8,09,941	9,79,167	11,83,905	14,53,961	16,56,230	19,35,907	32,07,661	99,65,649
SBI Emerging Businesses Fund - Regular Plan - Gr	1,19,954	2,59,301	4,60,970	6,69,399	9,22,747	11,98,525	16,13,723	21,63,558	24,64,760	28,69,497	-	-
SBI Magnum Equity Fund - Div	1,20,197	2,53,122	4,34,364	6,29,759	8,41,718	10,43,562	13,07,054	16,58,274	19,13,779	22,71,809	36,06,673	76,13,707
SBI Magnum Global Fund - Div	1,15,669	2,58,532	4,82,078	7,29,990	10,04,045	12,75,034	16,52,797	21,55,835	24,46,537	28,33,086	46,53,742	1,33,07,648
SBI Magnum MidCap Fund - Gr	1,18,777	2,72,511	5,30,532	8,25,282	11,48,946	14,49,090	18,33,434	23,32,350	25,89,688	29,51,180	-	-
SBI Magnum Multicap Fund - Gr	1,21,648	2,67,323	4,81,258	7,09,644	9,56,546	11,71,686	14,35,019	17,64,684	19,85,077	22,63,633	-	-
SBI Magnum Multiplier Plus - Div	1,17,224	2,55,915	4,60,065	6,82,202	9,21,908	11,39,581	14,22,204	17,92,706	20,61,249	24,35,590	40,54,723	1,04,08,818
SBI Small & Midcap Fund - Gr	1,19,951	2,89,786	5,84,232	9,07,571	12,54,114	15,82,479	-	-	-	-	-	-
Sundaram Equity Multiplier Fund - Gr	1,16,722	2,49,447	4,41,681	6,31,754	8,29,134	10,13,512	12,41,990	15,26,433	17,38,082	-	-	-
Sundaram Growth Fund Gr	1,13,026	2,18,558	3,58,786	5,03,169	6,52,579	7,90,094	9,66,524	11,78,440	13,35,163	15,44,220	22,95,652	51,98,361
Sundaram Rural India Fund - Gr	1,22,833	2,63,614	4,60,612	6,65,205	8,81,127	10,91,201	13,69,183	16,96,137	19,23,112	-	-	-
Sundaram S.M.I.L.E. Fund - Gr	1,11,888	2,54,334	5,21,245	7,71,441	10,38,983	12,69,404	15,79,175	20,29,575	23,67,027	28,17,707	-	-
Sundaram Select Focus - Gr	1,16,342	2,36,080	3,96,924	5,67,005	7,39,978	8,98,320	10,92,961	13,26,519	15,16,565	17,80,915	27,76,995	-
Sundaram Select MidCap - Gr	1,17,419	2,64,355	5,07,805	7,61,770	10,34,650	12,99,246	16,75,861	22,14,054	25,82,678	30,58,180	52,35,166	-
Tata Dividend Yield Fund - Gr	1,17,705	2,50,275	4,35,067	6,27,942	8,34,861	10,44,717	13,50,277	17,61,002	20,77,186	24,94,784	-	-
Tata Equity Opportunities Fund - Gr	1,17,949	2,53,056	4,43,852	6,53,635	8,82,821	10,95,301	13,73,135	17,20,191	19,57,914	22,89,402	35,04,723	-
Tata Equity P/E Fund Gr	1,16,434	2,47,126	4,57,584	6,69,077	8,90,298	10,99,124	13,84,074	17,75,392	20,72,927	25,08,362	-	-
Tata Ethical Fund - Gr	1,17,167	2,53,943	4,44,360	6,63,601	8,99,785	11,30,944	14,50,513	18,67,900	21,24,934	24,78,829	38,52,592	93,10,854
Tata Large Cap Fund - Gr	1,17,996	2,46,105	4,16,424	6,02,356	8,05,606	9,96,616	12,47,988	15,72,431	18,23,236	21,63,641	34,00,506	85,94,566
Tata Mid Cap Growth Fund - Gr	1,13,573	2,57,378	4,99,933	7,54,949	10,33,081	12,93,500	16,45,200	20,93,828	23,88,349	27,93,813	40,94,636	-
Taurus Bonanza Fund Gr	1,11,575	2,33,528	3,99,595	5,67,688	7,39,553	8,99,614	10,96,841	13,36,537	14,95,797	17,02,294	24,40,763	-
Taurus Discovery Fund - Gr	1,12,873	2,47,490	4,61,030	6,84,531	9,32,155	11,45,013	14,23,467	17,30,128	18,95,834	21,35,621	28,72,365	52,55,841
Taurus Ethical Fund - Gr	1,12,821	2,39,338	4,22,669	6,22,401	8,22,491	10,13,658	12,92,304	-	-	-	-	-
Taurus Starshare Growth	1,12,695	2,32,603	3,99,901	5,75,130	7,58,611	9,37,635	11,75,119	14,72,513	16,63,318	19,47,576	31,06,599	78,21,816
Templeton India Growth Fund Gr	1,17,200	2,44,706	4,25,361	6,12,314	8,09,167	9,86,849	12,29,884	15,61,959	18,25,064	21,85,206	33,58,522	79,44,124
Union KBC Equity Fund - Gr	1,13,027	2,26,947	3,82,848	5,52,116	-	-	-	-	-	-	-	-
UTI Bluechip Flexicap Fund - Gr	1,15,836	2,37,729	4,02,827	5,85,081	7,79,514	9,59,367	11,80,050	14,50,366	16,41,158	19,00,148	-	-
UTI Dividend Yield Fund - Gr	1,17,050	2,37,577	4,01,810	5,69,164	7,42,432	9,14,896	11,54,185	14,76,397	17,51,290	21,25,388	-	-
UTI Equity Fund - Div	1,17,048	2,46,627	4,29,860	6,30,658	8,51,075	10,70,603	13,59,509	17,23,806	20,16,311	23,83,519	34,83,473	-
UTI India Lifestyle Fund - Gr	1,15,502	2,35,991	3,94,457	5,66,738	7,56,953	9,54,213	12,11,594	15,30,783	-	-	-	-
UTI Master Share - Div	1,16,625	2,43,434	4,17,055	6,02,221	7,95,467	9,82,760	12,20,146	15,18,143	17,49,500	20,65,945	30,25,984	-
UTI Mid Cap Fund - Gr	1,16,024	2,60,945	5,23,602	8,04,267	11,06,683	13,93,584	18,15,243	23,74,451	27,49,130	31,80,311	-	-
UTI MNC Fund - Gr	1,16,347	2,68,469	4,98,477	7,48,877	10,32,878	13,42,187	17,77,127	23,61,747	28,15,157	33,45,792	-	-
UTI Opportunities Fund - Gr	1,15,224	2,34,494	3,98,267	5,75,470	7,70,706	9,72,737	12,34,479	16,10,477	19,12,053	23,00,419	-	-
UTI Top 100 Fund - Gr	1,16,192	2,44,228	4,19,288	6,07,980	8,08,290	10,04,055	12,61,407	15,54,736	17,67,067	20,43,773	-	-
<b>Average Value of Above Funds</b>	<b>1,16,389</b>	<b>2,49,206</b>	<b>4,47,704</b>	<b>6,59,374</b>	<b>8,89,412</b>	<b>11,00,647</b>	<b>13,90,206</b>	<b>17,79,078</b>	<b>20,12,268</b>	<b>23,60,628</b>	<b>34,96,493</b>	<b>86,76,768</b>
<b>Maximum Value</b>	<b>1,22,833</b>	<b>2,89,786</b>	<b>5,92,843</b>	<b>9,07,571</b>	<b>12,54,114</b>	<b>15,82,479</b>	<b>20,73,971</b>	<b>28,03,866</b>	<b>32,05,543</b>	<b>38,04,033</b>	<b>57,66,846</b>	<b>1,33,07,648</b>
<b>Minimum Value</b>	<b>1,10,655</b>	<b>2,18,558</b>	<b>3,58,786</b>	<b>5,03,169</b>	<b>6,52,579</b>	<b>7,90,094</b>	<b>9,66,524</b>	<b>11,78,440</b>	<b>13,35,163</b>	<b>15,44,220</b>	<b>22,95,652</b>	<b>44,11,610</b>
<b>Universe</b>	<b>148</b>	<b>148&lt;/</b>										



## SIP RETURN AS ON 31ST MARCH 2016

Starting - April Month of	2015	2014	2013	2012	2011	2010	2009	2008	2007	2006	2004	2001
Years	1	2	3	4	5	6	7	8	9	10	12	15
Invested Amount	120,000	240,000	360,000	480,000	600,000	720,000	840,000	960,000	1,080,000	1,200,000	1,440,000	1,800,000
<b>ELSS / Tax Savings Schemes</b>												
<b>Returns % - CAGR</b>												
Axis Long Term Equity Fund - Gr	-6.15	6.72	19.86	22.09	21.70	20.19	-	-	-	-	-	-
Baroda Pioneer Elss 96	-7.56	-0.14	9.96	11.95	11.67	10.16	10.03	10.59	9.48	9.15	9.66	-
Birla Sun Life Tax Plan - Div	-2.03	8.69	18.63	19.45	18.48	16.50	15.87	15.85	14.11	13.38	14.35	19.63
Birla Sun Life Tax Relief 96 Fund - Div	-1.78	9.36	19.52	20.31	19.09	16.42	15.66	15.97	14.22	13.68	14.50	18.08
BNP Paribas Long Term Equity Fund - Gr	-5.44	5.16	15.69	17.27	17.26	16.01	15.87	15.88	13.88	12.82	-	-
BOI AXA Tax Advantage Fund - Regular - Growth	-10.35	-0.11	9.86	12.14	12.16	10.67	10.65	-	-	-	-	-
Canara Robeco Equity Tax Saver Fund - Div	-7.40	0.15	9.75	11.57	11.95	11.10	11.89	13.68	13.12	13.46	15.52	18.13
DHFL Pramerica Tax Plan - Gr	-1.00	4.56	12.84	14.54	13.92	11.89	11.43	11.44	10.18	9.75	-	-
DSP BlackRock Tax Saver Fund - Gr	-0.29	6.44	16.32	17.62	17.25	15.28	15.24	15.81	14.59	-	-	-
Edelweiss ELSS Fund - Gr	-7.35	3.69	12.50	14.42	14.39	13.15	13.09	-	-	-	-	-
Franklin India Taxshield Gr	-0.94	8.14	17.86	18.54	17.81	16.38	16.50	17.12	15.91	15.46	16.54	20.44
HDFC Long Term Advantage Fund - Gr	-0.78	1.66	11.26	13.26	13.23	12.15	12.83	13.89	12.81	12.37	13.64	-
HDFC Tax saver - Div	-9.56	-3.49	9.29	11.43	11.37	10.33	11.22	12.78	11.94	11.72	14.11	20.29
HSBC Tax Saver Equity Fund - Gr	-4.17	1.96	12.45	14.25	14.59	13.16	13.21	13.95	12.88	-	-	-
ICICI Prudential Long Term Equity Fund - Regular Gr	-6.79	1.42	13.59	15.65	15.63	14.26	14.98	16.31	15.15	14.40	15.77	21.44
IDFC Tax Advantage (ELSS) Fund - Regular Gr	-10.06	2.63	13.25	15.65	15.75	14.35	14.54	-	-	-	-	-
JM Tax Gain Fund - Growth Option	-9.64	0.26	12.02	13.84	13.41	11.29	10.56	10.00	-	-	-	-
JP Morgan India Tax Advantage Fund - Gr	-4.24	3.57	12.65	13.64	13.13	11.84	12.14	-	-	-	-	-
Kotak Tax Saver - Gr	-6.68	4.27	14.02	13.91	13.31	11.67	11.67	12.07	10.70	10.37	-	-
L&T Tax Advantage Fund - Gr	-5.17	2.90	12.17	13.53	13.20	12.00	12.69	13.85	13.01	13.07	-	-
LIC Nomura Tax Plan Gr	-11.22	-0.34	9.93	11.94	11.83	10.51	10.23	10.49	9.25	8.69	8.86	-
Principal Personal Tax Saver	-7.05	-0.53	9.39	11.24	11.42	10.03	10.15	10.74	8.47	7.35	6.01	14.92
Principal Tax Savings Fund	-5.51	1.11	12.61	14.89	15.36	13.63	13.25	13.03	11.25	10.64	11.87	16.43
Reliance Tax Saver Fund - Gr	-7.21	1.65	18.48	19.36	18.96	17.18	17.24	17.92	16.44	15.69	-	-
Religare Invesco Tax Plan - Gr	-3.75	6.06	16.86	18.14	17.46	15.86	16.13	17.02	15.96	-	-	-
SBI Magnum Tax Gain Fund - Div	-7.70	1.76	12.71	14.49	14.64	13.21	12.99	13.49	12.24	11.97	14.73	21.70
Sundaram Tax Saver - Div	-5.00	2.86	11.69	12.65	12.61	11.13	10.76	11.23	10.53	10.59	13.08	18.49
Tata India Tax Savings Fund Regular Plan - Div	-0.77	8.43	17.10	17.75	16.91	15.28	15.04	15.36	13.89	13.26	13.77	18.11
Taurus Tax Shield - Gr	-9.48	-1.69	7.33	8.80	9.05	8.17	8.71	10.07	9.95	10.55	-	-
Union KBC Tax Saver Scheme - Gr	-10.51	-2.52	7.16	10.12	-	-	-	-	-	-	-	-
UTI Long Term Equity Fund (Tax Saving) - Div	-6.87	0.46	9.03	10.79	10.86	9.80	9.98	10.46	9.46	9.14	10.05	-
<b>Average Return of Above Funds</b>	<b>-5.89</b>	<b>2.74</b>	<b>13.09</b>	<b>14.68</b>	<b>14.61</b>	<b>13.12</b>	<b>12.92</b>	<b>13.56</b>	<b>12.48</b>	<b>11.79</b>	<b>12.83</b>	<b>18.88</b>
<b>Maximum Return</b>	<b>-0.29</b>	<b>9.36</b>	<b>19.86</b>	<b>22.09</b>	<b>21.70</b>	<b>20.19</b>	<b>17.24</b>	<b>17.92</b>	<b>16.44</b>	<b>15.69</b>	<b>16.54</b>	<b>21.70</b>
<b>Minimum Return</b>	<b>-11.22</b>	<b>-3.49</b>	<b>7.16</b>	<b>8.80</b>	<b>9.05</b>	<b>8.17</b>	<b>8.71</b>	<b>10.00</b>	<b>8.47</b>	<b>7.35</b>	<b>6.01</b>	<b>14.92</b>
<b>Universe</b>	<b>31</b>	<b>31</b>	<b>31</b>	<b>31</b>	<b>30</b>	<b>30</b>	<b>29</b>	<b>25</b>	<b>24</b>	<b>21</b>	<b>15</b>	<b>11</b>
<b>S&amp;P BSE SENSEX</b>	<b>-6.46</b>	<b>-3.36</b>	<b>4.21</b>	<b>6.92</b>	<b>7.62</b>	<b>7.03</b>	<b>7.44</b>	<b>8.42</b>	<b>7.73</b>	<b>7.82</b>	<b>10.02</b>	<b>13.23</b>
<b>NIFTY 50</b>	<b>-5.28</b>	<b>-2.16</b>	<b>5.31</b>	<b>7.60</b>	<b>8.17</b>	<b>7.51</b>	<b>7.87</b>	<b>8.75</b>	<b>8.08</b>	<b>8.21</b>	<b>10.15</b>	<b>12.99</b>
<b>Balance Schemes</b>												
Baroda Pioneer Balance Fund - Gr	-3.81	1.34	8.07	9.62	9.61	8.82	8.91	9.05	8.13	7.85	8.51	-
Birla Sun Life Balanced 95 Fund - Gr	0.13	6.66	14.75	15.66	15.11	13.86	13.95	14.92	14.12	14.06	15.15	17.76
Canara Robeco Balance Fund - Div	-4.66	3.84	12.54	13.46	13.50	12.67	12.89	13.72	13.00	12.76	14.33	16.85
DSP BlackRock Balance Fund - Gr	-0.87	7.07	14.42	14.17	13.28	11.96	11.98	12.52	11.97	12.08	13.46	16.51
Franklin India Balance Fund Gr	2.00	9.30	16.48	16.98	16.24	14.82	14.36	14.47	13.46	13.20	13.96	16.34
HDFC Balance Fund Gr	0.28	6.48	16.16	16.80	16.19	15.26	15.85	16.80	16.08	15.67	15.93	17.30
HDFC Prudence Fund - Gr	-6.18	0.10	11.46	12.72	12.63	11.86	12.81	14.39	13.82	13.88	15.54	19.66
ICICI Prudential Balanced Fund - Regular Gr	-1.71	4.49	13.22	15.05	15.32	14.71	14.92	15.21	13.98	13.38	13.91	16.04
ICICI Prudential Balanced Advantage Fund - Regular Gr	0.64	5.49	11.51	13.04	13.66	13.27	13.45	13.87	12.91	-	-	-
JM Balanced Fund Gr - Growth Option	-3.29	0.66	9.11	11.50	11.76	10.65	10.39	10.40	8.88	8.25	8.78	7.92
Kotak Balance - Div	0.79	3.88	9.07	10.19	10.52	9.84	10.00	10.50	9.86	9.79	11.40	14.65
L&T India Prudence Fund - Gr	0.16	8.57	16.93	17.80	17.21	-	-	-	-	-	-	-
LIC Nomura Balance Fund - Gr	-8.91	-3.23	3.83	6.39	7.27	6.90	6.99	7.26	6.71	6.71	7.85	9.71
Principal Balance Fund - Gr	-1.47	2.84	10.43	11.99	12.29	11.07	10.87	11.30	10.51	10.29	10.97	13.35
Reliance Regular Savings Fund Balance Plan - Gr	0.17	6.51	14.99	15.40	15.18	13.74	13.87	15.08	14.61	14.52	-	-
SBI Magnum Balance Fund - Div	0.47	8.13	16.11	17.53	17.26	15.40	14.64	14.66	13.43	12.96	14.14	17.46
Sundaram Balanced Fund Gr	-5.39	-1.60	4.19	5.75	6.13	5.61	6.12	7.14	6.80	7.01	8.40	11.33
Tata Balanced Fund - Regular Plan - Gr	-3.08	6.93	15.94	16.97	16.87	15.70	15.74	16.38	15.33	15.12	16.08	18.27
UTI Balance Fund Gr	-3.05	1.93	9.24	10.71	10.83	9.93	10.17	10.92	10.24	10.07	10.75	12.19
<b>Average Return of Above Funds</b>	<b>-1.99</b>	<b>4.18</b>	<b>12.02</b>	<b>13.25</b>	<b>13.20</b>	<b>12.00</b>	<b>12.11</b>	<b>12.70</b>	<b>11.88</b>	<b>11.62</b>	<b>12.45</b>	<b>15.02</b>
<b>Maximum Return</b>	<b>2.00</b>	<b>9.30</b>	<b>16.93</b>	<b>17.80</b>	<b>17.26</b>	<b>15.70</b>	<b>15.85</b>	<b>16.80</b>	<b>16.08</b>	<b>15.67</b>	<b>16.08</b>	<b>19.66</b>
<b>Minimum Return</b>	<b>-8.91</b>	<b>-3.23</b>	<b>3.83</b>	<b>5.75</b>	<b>6.13</b>	<b>5.61</b>	<b>6.12</b>	<b>7.14</b>	<b>6.71</b>	<b>6.71</b>	<b>7.85</b>	<b>7.92</b>

## SIP VALUE AS ON 31ST MARCH 2016

Starting - April Month of	2015	2014	2013	2012	2011	2010	2009	2008	2007	2006	2004	2001
Years	1	2	3	4	5	6	7	8	9	10	12	15
Invested Amount	120,000	240,000	360,000	480,000	600,000	720,000	840,000	960,000	1,080,000	1,200,000	1,440,000	1,800,000
<b>ELSS / Tax Savings Schemes</b>												
<b>Investment Value ₹</b>												
Axis Long Term Equity Fund - Gr	1,16,163	2,56,559	4,79,522	7,36,737	10,23,265	13,18,069	-	-	-	-	-	-
Baroda Pioneer Elss 96	1,15,272	2,39,666	4,17,110	6,07,719	8,02,038	9,77,400	11,97,606	14,77,237	16,71,118	19,22,331	26,38,194	-
Birla Sun Life Tax Plan - Div	1,18,745	2,61,468	4,71,418	7,01,222	9,46,958	11,81,534	14,73,419	18,34,815	20,77,724	24,03,950	35,86,716	92,14,098
Birla Sun Life Tax Relief 96 Fund - Div	1,18,899	2,63,155	4,77,298	7,12,701	9,60,997	11,78,787	14,62,088	18,44,077	20,88,931	24,43,113	36,23,471	80,35,664
BNP Paribas Long Term Equity Fund - Gr	1,16,612	2,52,672	4,52,543	6,72,882	9,19,386	11,64,334	14,73,241	18,37,240	20,55,072	23,33,778	-	-
BOI AXA Tax Advantage Fund - Regular - Growth	1,13,497	2,39,742	4,16,469	6,09,995	8,11,869	9,92,508	12,24,268	-	-	-	-	-
Canara Robeco Equity Tax Saver Fund - Div	1,15,373	2,40,359	4,15,853	6,03,253	8,07,649	10,05,411	12,79,213	16,77,689	19,83,116	24,14,879	38,76,979	80,75,910
DHFL Pramerica Tax Plan - Gr	1,19,381	2,51,197	4,34,639	6,38,789	8,47,591	10,29,461	12,58,565	15,29,944	17,26,649	19,84,010	-	-
DSP BlackRock Tax Saver Fund - Gr	1,19,820	2,55,864	4,56,554	6,77,403	9,19,044	11,39,269	14,40,808	18,31,945	21,25,246	-	-	-
Edelweiss ELSS Fund - Gr	1,15,404	2,49,400	4,32,531	6,37,319	8,57,408	10,69,164	13,34,783	-	-	-	-	-
Franklin India Taxshield Gr	1,19,419	2,60,108	4,66,453	6,89,266	9,31,717	11,77,190	15,06,219	19,34,261	22,62,760	26,86,778	41,46,934	98,91,707
HDFC Long Term Advantage Fund - Gr	1,19,517	2,44,056	4,24,983	6,23,236	8,33,378	10,37,646	13,22,453	16,92,324	19,54,251	22,78,564	34,21,627	-
HDFC Tax saver - Div	1,14,000	2,31,564	4,13,087	6,01,573	7,96,240	9,82,568	12,49,363	16,16,473	18,75,793	22,00,846	35,31,009	97,62,236
HSBC Tax Saver Equity Fund - Gr	1,17,406	2,44,777	4,32,273	6,35,284	8,61,558	10,69,328	13,40,418	16,96,890	19,60,985	-	-	-
ICICI Prudential Long Term Equity Fund - Regular Gr	1,15,760	2,43,469	4,39,297	6,52,429	8,83,695	11,05,286	14,27,460	18,69,980	21,81,932	25,38,363	39,41,585	1,08,05,710
IDFC Tax Advantage (ELSS) Fund - Regular Gr	1,13,682	2,46,435	4,37,210	6,52,436	8,86,233	11,08,206	14,05,303	-	-	-	-	-
JM Tax Gain Fund - Growth Option	1,13,948	2,40,632	4,29,592	6,30,245	8,36,991	10,11,170	12,20,216	14,41,949	-	-	-	-
JP Morgan India Tax Advantage Fund - Gr	1,17,366	2,48,752	4,33,491	6,27,792	8,31,334	10,28,104	12,90,422	-	-	-	-	-
Kotak Tax Saver - Gr	1,15,831	2,50,470	4,41,971	6,31,135	8,34,988	10,22,928	12,69,139	15,70,497	17,69,794	20,49,282	-	-
L&T Tax Advantage Fund - Gr	1,16,778	2,47,107	4,30,528	6,26,480	8,32,658	10,32,870	13,15,841	16,89,843	19,72,544	23,64,667	-	-
LIC Nomura Tax Plan Gr	1,12,940	2,39,184	4,16,921	6,07,593	8,05,278	9,87,828	12,05,908	14,71,145	16,53,064	18,75,982	25,04,774	-
Principal Personal Tax Saver	1,15,598	2,38,720	4,13,669	5,99,396	7,97,127	9,73,766	12,02,736	14,86,559	15,94,025	17,49,248	20,87,391	61,21,980
Principal Tax Savings Fund	1,16,568	2,42,696	4,33,206	6,43,118	8,77,788	10,84,469	13,42,254	16,33,580	18,15,861	20,78,429	30,46,178	69,56,899
Reliance Tax Saver Fund - Gr	1,15,493	2,44,035	4,70,462	6,99,978	9,58,038	12,05,708	15,46,548	19,99,048	23,19,252	27,19,447	-	-
Religare Invesco Tax Plan - Gr	1,17,673	2,54,912	4,59,965	6,84,110	9,23,896	11,59,277	14,86,841	19,25,908	22,67,104	-	-	-
SBI Magnum Tax Gain Fund - Div	1,15,186	2,44,287	4,33,852	6,38,208	8,62,567	10,71,040	13,30,296	16,64,765	19,02,687	22,30,946	36,77,676	1,10,56,277
Sundaram Tax Saver - Div	1,16,884	2,47,011	4,27,592	6,15,996	8,20,720	10,06,248	12,29,128	15,16,556	17,55,081	20,73,090	32,98,010	83,33,565
Tata India Tax Savings Fund Regular Plan - Div	1,19,521	2,60,831	4,61,552	6,79,105	9,11,488	11,39,295	14,30,331	17,98,216	20,56,595	23,89,076	34,51,945	80,56,939
Taurus Tax Shield - Gr	1,14,051	2,35,906	4,01,467	5,71,606	7,52,002	9,20,720	11,42,933	14,46,140	17,08,318	20,68,625	-	-
Union KBC Tax Saver Scheme - Gr	1,13,394	2,33,897	4,00,452	5,86,476	-	-	-	-	-	-	-	-
UTI Long Term Equity Fund (Tax Saving) - Div	1,15,706	2,41,110	4,11,550	5,94,198	7,86,255	9,67,164	11,95,334	14,69,593	16,69,345	19,21,098	27,05,245	-
<b>Average Value of Above Funds</b>	<b>1,16,319</b>	<b>2,46,764</b>	<b>4,36,565</b>	<b>6,41,538</b>	<b>8,64,005</b>	<b>10,71,558</b>	<b>13,31,143</b>	<b>16,78,267</b>	<b>19,35,302</b>	<b>22,25,072</b>	<b>33,02,516</b>	<b>87,55,544</b>
<b>Maximum Value</b>	<b>1,19,820</b>	<b>2,63,155</b>	<b>4,79,522</b>	<b>7,36,737</b>	<b>10,23,265</b>	<b>13,18,069</b>	<b>15,46,548</b>	<b>19,99,048</b>	<b>23,19,252</b>	<b>27,19,447</b>	<b>41,46,934</b>	<b>1,10,56,277</b>
<b>Minimum Value</b>	<b>1,12,940</b>	<b>2,31,564</b>	<b>4,00,452</b>	<b>5,71,606</b>	<b>7,52,002</b>	<b>9,20,720</b>	<b>11,42,933</b>	<b>14,41,949</b>	<b>15,94,025</b>	<b>17,49,248</b>	<b>20,87,391</b>	<b>61,21,980</b>
<b>Universe</b>	<b>31</b>	<b>31</b>	<b>31</b>	<b>31</b>	<b>30</b>	<b>30</b>	<b>29</b>	<b>25</b>	<b>24</b>	<b>21</b>	<b>15</b>	<b>11</b>
<b>S&amp;P BSE SENSEX</b>	<b>1,15,965</b>	<b>2,31,855</b>	<b>3,83,468</b>	<b>5,50,923</b>	<b>7,25,704</b>	<b>8,89,836</b>	<b>10,92,532</b>	<b>13,51,384</b>	<b>15,40,456</b>	<b>17,92,362</b>	<b>27,00,914</b>	<b>52,75,935</b>
<b>NIFTY 50</b>	<b>1,16,710</b>	<b>2,34,764</b>	<b>3,89,724</b>	<b>5,58,337</b>	<b>7,35,728</b>	<b>9,02,813</b>	<b>11,09,271</b>	<b>13,69,790</b>	<b>15,65,783</b>	<b>18,29,703</b>	<b>27,23,110</b>	<b>51,68,375</b>
<b>Balance Schemes</b>												
Baroda Pioneer Balance Fund - Gr	1,17,633	2,43,268	4,05,829	5,80,873	7,62,356	9,39,010	11,50,873	13,86,859	15,68,938	17,95,143	24,50,005	-
Birla Sun Life Balanced 95 Fund - Gr	1,20,082	2,56,396	4,46,573	6,52,654	8,72,524	10,91,894	13,76,106	17,66,101	20,78,927	24,93,564	37,82,105	78,19,269
Canara Robeco Balance Fund - Div	1,17,098	2,49,400	4,32,785	6,25,616	8,38,883	10,53,884	13,25,345	16,80,451	19,71,993	23,25,984	35,81,777	72,18,630
DSP BlackRock Balance Fund - Gr	1,19,459	2,57,412	4,44,480	6,34,252	8,34,364	10,31,863	12,83,426	15,99,865	18,78,010	22,43,750	33,82,973	70,06,621
Franklin India Balance Fund Gr	1,21,232	2,63,008	4,57,570	6,69,164	8,96,819	11,23,822	13,96,410	17,33,159	20,14,708	23,80,972	34,95,459	69,03,185
HDFC Balance Fund Gr	1,20,175	2,55,957	4,55,520	6,66,871	8,95,760	11,38,659	14,72,015	19,08,675	22,80,631	27,16,146	39,83,908	75,10,849
HDFC Prudence Fund - Gr	1,16,145	2,40,232	4,26,188	6,16,871	8,21,271	10,28,755	13,21,786	17,28,026	20,49,177	24,69,018	38,80,976	92,33,050
ICICI Prudential Balanced Fund - Regular Gr	1,18,943	2,51,025	4,37,039	6,45,006	8,76,954	11,20,228	14,24,214	17,87,203	20,64,942	24,04,027	34,84,700	67,23,183
ICICI Prudential Balanced Advantage Fund - Regular Gr	1,20,393	2,53,488	4,26,458	6,20,674	8,42,249	10,72,896	13,51,849	16,91,092	19,63,466	-	-	-
JM Balanced Fund Gr - Growth Option	1,17,956	2,41,610	4,12,024	6,02,417	8,03,849	9,91,909	12,13,026	14,65,679	16,25,213	18,32,995	24,92,786	33,69,035
Kotak Balance - Div	1,20,485	2,49,522	4,11,787	5,87,336	7,79,701	9,68,132	11,96,372	14,71,989	17,01,028	19,87,818	29,53,750	59,64,077
L&T India Prudence Fund - Gr	1,20,096	2,61,174	4,60,434	6,79,720	9,18,324	-	-	-	-	-	-	-
LIC Nomura Balance Fund - Gr	1,14,418	2,32,185	3,81,274	5,45,159	7,19,538	8,86,257	10,75,109	12,88,588	14,68,903	16,91,866	23,48,120	39,10,425
Principal Balance Fund - Gr	1,19,090	2,46,949	4,19,951	6,08,183	8,14,285	10,04,549	12,33,577	15,20,931	17,53,481	20,40,354	28,72,260	53,30,550
Reliance Regular Savings Fund Balance Plan - Gr	1,20,103	2,56,033	4,48,087	6,49,346	8,73,929	10,88,085	13,72,458	17,77,379	21,27,398	25,55,549	-	-
SBI Magnum Balance Fund - Div	1,20,291	2,60,081	4,55,165	6,76,232	9,19,341	11,43,532	14,10,289	17,46,815	20,12,246	23,50,562	35,38,072	76,16,548
Sundaram Balanced Fund Gr	1,16,645	2,36,109	3,83,354	5,38,369	6,99,467	8,52,509	10,42,410	12,82,234	14,74,752	17,18,627	24,32,291	44,83,486
Tata Balanced Fund - Regular Plan - Gr	1,18,085	2,57,076	4,54,099	6,69,054	9,10,674	11,53,728	14,66,637	18,75,416	22,01,147	26,38,293	40,22,769	81,71,471
UTI Balance Fund Gr	1,18,105	2,44,704	4,12,797	5,93,329	7,85,637	9,70,826	12,03,321	14,97,566	17,32,184	20,16,878	28,31,348	48,17,422
<b>Average Value of Above Funds</b>	<b>1,18,760</b>	<b>2,50,296</b>	<b>4,30,074</b>	<b>6,24,270</b>	<b>8,35,049</b>	<b>10,36,697</b>	<b>12,95,290</b>	<b>16,22,668</b>	<b>18,87,064</b>	<b>22,15,385</b>	<b>32,20,831</b>	<b>64,05,187</b>
<b>Maximum Value</b>	<b>1,21,232</b>	<b>2,63,008</b>	<b>4,60,434</b>	<b>6,79,720</b>	<b>9,19,341</b>	<b>11,53,728</b>	<b>14,72,015</b>	<b>19,08,675</b>	<b>22,80,631</b>	<b>27,16,146</b>	<b>40,22,769</b>	<b>92,33,050</b>
<b>Minimum Value</b>	<b>1,14,418</b>	<b>2,32,185</b>	<b>3,81,274</b>	<b>5,38,369</b>	<b>6,99,467</b>	<b>8,52,509</b>	<b>10,42,410</b>	<b>12,82,234</b>	<b>14,68,903</b>	<b>16,91,866</b>	<b>23,48,120</b>	<b>33,69,035</b>

AMC Name	SIP Dates	Min. SIP Amount	Min. no. of Installments Required
Axis Mutual Fund	Any Date (Except 29, 30 & 31st.)	1000	12
Birla Sunlife Mutual Fund	1, 7, 10, 15, 20, 28	1000	6
BNP Paribas Mutual Fund	1, 7, 10, 15, 25, 28	500	12
Canara Robeco Mutual Fund	1, 5, 15, 20, 25	1000	6
DSP BlackRock Mutual Fund	1, 7, 14, 21, 28	500	12
DWS Mutual Fund	7, 15, 21, 28	1000	12
Franklin Templeton Mutual Fund	1, 7, 10, 20, 25	500	12
HDFC Mutual Fund	1, 5, 10, 15, 20, 25	500	12
ICICI Prudential Mutual Fund	1, 7, 10, 15, 20, 25	1000	6
IDFC Mutual Fund #	Any Date	1000	6
Kotak Mutual Fund	1, 7, 14, 21, 25	1000	6
L&T Mutual Fund	1, 5, 10, 15, 25	500	12
Mirae Asset Mutual Fund	1, 10, 15, 21, 28	1000	6
Motilal Oswal Mutual Fund	1, 7, 14, 21, 28	1000	6
Principal Mutual Fund	1, 5, 15, 25	2000	6
Reliance Mutual Fund	2, 10, 18, 28	100 / 500 / 1000	60 / 12 / 6
Religare Invesco Mutual Fund	3, 10, 15, 20, 25	500	12
SBI Mutual Fund	1, 5, 10, 15, 20, 25, 30	500 / 1000	12 / 6
Sundaram Mutual Fund	1, 7, 14, 20, 25	250	20
Tata Mutual Fund	Any Date	500	12
UTI Mutual Fund	1, 7, 15, 25	500	12

## Smart Investors' Preference

- A method of investing regularly to benefit from the stock market volatility
- Regular - Similar to Recurring Deposit
- Convenient and hassle-free with automatic investments, one time instruction and transactions on the net.

Notes: 1) This information is only for Equity Schemes excluding Tax Plans. 2) Applicable Exit Load, if any, in the Scheme as on the date of enrollment of the SIP will be levied.  
3) # Min. SIP amount is Rs. 2000 per month for IDFC Premier Equity Fund. 4) Above information is subject to change. Kindly re-confirm before making any investment decisions.

## How To Read Fund Performance Scorecard

**Rank:** Higher the return, Higher the rank, i.e. scheme with the highest return will have the first rank. If a scheme has higher ranks (Rank 1 or 2) in all the given periods, then that scheme is considered to be a good performing as well as consistent scheme.

**Quartile:** Performance for the period is differentiated in four quartiles. First quartile represents best performing schemes (top 25% schemes), while last or fourth quartile represents relatively worst performing schemes for the period. **If a scheme remains in first or second quartile for all the given periods, then the performance of the scheme is considered as consistent & above average.** For further filtration, risk ratio should be considered.

**Standard Deviation:** Standard Deviation is absolute measure of volatility. It suggests the deviation of returns from its mean.

**Beta :** It is the measure of the volatility of a security or a portfolio as compared to the market as a whole. Beta signifies the risk or volatility relative to the Benchmark Indices. By definition, benchmark index holds Beta of 1. For example – If a fund's Beta is 1.2, it simply means that the fund is 1.2 times more volatile than the benchmark index.

**Sharpe Ratio :** The Sharpe ratio, also known as Reward to Risk Ratio, measures the risk-adjusted performance. It indicates the excess return per unit of risk associated with the excess return. To calculate Sharpe ratio, risk free rate is subtracted from portfolio returns and dividing the result by the standard deviation of the portfolio returns. **The higher the Sharpe Ratio, the better the performance.** A negative Sharpe indicates that a rational investor would choose risk-less asset over the risky investment under analysis.

**Treynor Ratio :** The Treynor ratio, also known as the Reward to Volatility ratio, measures returns earned in excess of that which could have been earned on a risk-less investment per each unit of market risk. To calculate Treynor ratio, risk free rate is subtracted from portfolio returns and dividing the result by the Beta of the portfolio returns. Treynor ratio is a risk-adjusted measure of return based on systematic risk. It is similar to the Sharpe ratio, but the Treynor ratio uses beta as the measurement of volatility whereas Sharpe ratio uses Standard Deviation. **The higher Treynor Ratio score means better the fund.**

**Alpha :** The excess return of the fund relative to the return of the benchmark index is a fund's alpha. Alpha is the actual return in excess to what was predicted using the CAPM model. Alpha is often considered to represent the value that a portfolio manager adds to or subtracts from a fund's return. **The higher Alpha score means better the fund.**

**Diversification –** A risk management technique that mixes a wide variety of investments within a portfolio. The rationale behind this technique contends that a portfolio of different kinds of investments will, on average, yield higher returns and pose a lower risk than any individual investment found within the portfolio. Diversification strives to smooth out unsystematic risk events in a portfolio so that the positive performance of some investments will neutralize the negative performance of others. Therefore, the benefits of diversification will hold only if the securities in the portfolio are not perfectly correlated (ideally perfectly negatively correlated).

**Risk Adjusted Returns –** We should know that how much risk is involved in producing an investment's return. The return generated in excess of risk is known as Risk Adjusted Return and is generally expressed as a number or rating. Risk-adjusted returns are applied to individual securities and investment funds and portfolios. There are five principal risk measures: Alpha, Beta, R-squared, Standard Deviation and the Sharpe ratio. Each risk measure is unique in how it measures risk.



All Diversified Equity Funds

Schemes marked with (\*) are available in NJ Online Trading.

\*Returns calculated on Absolute basis for less than 1 year period for Equity oriented, ELSS and Balanced schemes. For definitions see page no. 38.

Scheme Name	CAGR Returns %				Rank				Quartile			
	1 Year	3 Years	5 Years	10 Years	1 Year	3 Years	5 Years	10 Years	1 Year	3 Years	5 Years	10 Years
Axis Equity Fund - Gr *	-7.36	14.53	10.60	N.A.	78	115	78	-	2	4	3	-
Axis Focused 25 Fund - Gr *	-7.14	14.31	N.A.	N.A.	75	117	-	-	2	4	-	-
Axis MidCap Fund - Gr *	-9.14	23.29	17.59	N.A.	105	38	22	-	3	2	1	-
Baroda Pioneer Growth Fund - Growth Plan *	-10.52	14.91	6.15	9.82	135	109	129	61	4	3	4	3
Birla Sun Life Advantage Fund Gr *	-6.07	24.24	12.24	9.23	58	35	54	65	2	1	2	3
Birla Sun Life Dividend Yield Plus - Growth *	-11.30	13.33	8.18	11.24	145	124	108	43	4	4	4	2
Birla Sun Life Equity Fund - Gr *	-5.57	22.12	12.22	11.19	52	42	55	44	2	2	2	2
Birla Sun Life Frontline Equity Fund - Gr *	-5.99	17.77	11.59	14.17	57	75	64	7	2	2	2	1
Birla Sun Life India GenNext Fund - Gr *	-4.91	20.34	16.74	13.66	42	55	26	10	2	2	1	1
Birla Sun Life India Opportunities Fund Gr *	1.88	29.52	15.71	9.12	3	14	32	66	1	1	1	3
Birla Sun Life Midcap Fund - Gr *	-4.24	24.12	14.17	13.36	36	36	39	14	1	1	2	1
Birla Sun Life MNC Fund Gr *	-4.03	32.61	22.22	16.37	33	7	2	2	1	1	1	1
Birla Sun Life Pure Value Fund - Gr *	-1.67	30.37	17.87	N.A.	14	11	18	-	1	1	1	-
Birla Sun Life Small and Midcap Fund - Gr *	-0.69	26.68	15.53	N.A.	12	27	34	-	1	1	1	-
Birla Sun Life Special Situations Fund - Gr *	-9.92	20.67	10.47	N.A.	122	51	80	-	4	2	3	-
Birla Sun Life Top 100 Fund - Gr *	-6.11	18.77	12.03	10.83	59	69	57	48	2	2	2	3
BNP Paribas Dividend Yield Fund- Gr *	-7.18	19.16	13.53	10.67	76	65	44	49	2	2	2	3
BNP Paribas Equity Fund - Gr *	-9.45	18.77	12.94	9.98	113	69	49	56	3	2	2	3
BNP Paribas Midcap Fund - Gr *	-2.61	28.07	20.63	N.A.	18	18	7	-	1	1	1	-
BOI AXA Equity Fund - Regular Plan Gr *	-10.92	14.20	7.93	N.A.	142	119	113	-	4	4	4	-
Canara Robeco Emerging Equities Fund - Gr *	-4.70	31.79	20.58	13.31	40	9	8	15	1	1	1	1
Canara Robeco Equity Diversified - Gr *	-13.27	13.11	9.37	11.07	158	128	96	46	4	4	3	2
Canara Robeco F.O.R.C.E. Fund - Regular Gr *	-8.94	15.97	11.72	N.A.	103	98	61	-	3	3	2	-
Canara Robeco Large Cap Plus Fund - Gr *	-8.67	13.12	9.52	N.A.	96	126	94	-	3	4	3	-
DHFL Pramerica Diversified Equity Fund - Gr *	-5.97	N.A.	N.A.	N.A.	56	-	-	-	2	-	-	-
DHFL Pramerica Large Cap Fund - Gr *	-5.73	17.05	9.19	10.22	54	88	100	54	2	3	3	3
DHFL Pramerica Midcap Opportunities Fund - Gr *	-10.87	N.A.	N.A.	N.A.	141	-	-	-	4	-	-	-
DSP BlackRock Equity Fund - Reg. Plan - Div *	-9.86	16.99	9.04	12.42	120	89	102	20	3	3	3	1
DSP BlackRock Focus 25 Fund - Gr *	-8.21	17.54	9.24	N.A.	90	82	99	-	3	3	3	-
DSP BlackRock Micro Cap Fund - Gr *	1.22	39.49	22.17	N.A.	4	1	3	-	1	1	1	-
DSP BlackRock Opportunities Fund - Gr *	-3.63	19.77	10.94	11.35	26	59	73	41	1	2	3	2
DSP BlackRock Small and Mid Cap - Reg Gr *	-3.24	26.31	15.13	N.A.	23	30	36	-	1	1	2	-
DSP BlackRock Top 100 Equity Fund Gr *	-10.06	12.58	7.57	11.51	128	130	117	34	4	4	4	2
Edelweiss Div. Growth Equity Top 100 Fund - Gr *	-8.82	15.66	11.08	N.A.	99	100	71	-	3	3	2	-
Edelweiss Emerging Leaders Fund - Gr *	-9.37	21.46	N.A.	N.A.	111	46	-	-	3	2	-	-
Edelweiss Prudent Advantage Fund Plan A - Gr *	-3.21	16.24	7.22	N.A.	22	94	122	-	1	3	4	-
Escorts Growth Plan G	-1.17	23.90	11.18	8.61	13	37	68	70	1	1	2	4
Franklin India Bluechip Fund Gr *	-4.18	14.99	9.44	11.60	35	107	95	32	1	3	3	2
Franklin India Flexi Cap Fund - Gr *	-5.56	21.01	12.41	12.28	51	48	53	23	2	2	2	1
Franklin India High Growth Companies Fund - Gr *	-8.64	25.58	16.50	N.A.	95	33	28	-	3	1	1	-
Franklin India Opportunities Fund-Gr *	-9.22	20.47	10.90	9.24	106	53	75	64	3	2	3	3
Franklin India Prima Fund Gr *	-3.30	28.25	19.31	12.42	24	17	11	20	1	1	1	1
Franklin India Prima Plus Gr *	-3.47	21.83	14.02	14.04	25	45	40	9	1	2	2	1
Franklin India Smaller Companies Fund - Gr *	-2.36	33.68	21.62	13.26	16	4	4	16	1	1	1	1
Goldman Sachs India Equity Fund - Gr *	-9.97	20.50	N.A.	N.A.	123	52	-	-	4	2	-	-
HDFC Capital Builder-Gr *	-3.85	19.66	11.77	12.25	30	60	59	26	1	2	2	2
HDFC Core and Satellite Fund - Gr *	-5.16	16.09	6.34	8.57	45	96	128	71	2	3	4	4
HDFC Equity Fund - Div *	-12.06	15.28	8.11	12.31	150	103	110	22	4	3	4	1
HDFC Growth Fund Gr *	-6.16	12.31	7.32	11.46	60	133	119	36	2	4	4	2
HDFC Large Cap Fund - Gr *	-10.04	8.82	5.45	5.22	125	148	136	88	4	4	4	4
HDFC Mid Cap Opportunities Fund - Gr *	-2.62	27.79	19.05	N.A.	19	22	13	-	1	1	1	-
HDFC Premier Multi-Cap Fund - Gr *	-12.86	13.34	5.60	8.22	156	123	135	77	4	4	4	4
HDFC Small and Mid Cap Fund - Gr *	-2.12	19.49	10.96	N.A.	15	62	72	-	1	2	3	-
HDFC Top 200 Fund - Div *	-10.66	13.58	7.61	12.15	139	121	116	28	4	4	4	2
HSBC Dividend Yield Equity Fund - Gr	-8.84	12.76	6.48	N.A.	101	129	126	-	3	4	4	-
HSBC Dynamic Fund - Gr	-4.02	10.60	4.97	N.A.	32	143	139	-	1	4	4	-



## All Diversified Equity Funds

Scheme Name	CAGR Returns %				Rank				Quartile			
	1 Year	3 Years	5 Years	10 Years	1 Year	3 Years	5 Years	10 Years	1 Year	3 Years	5 Years	10 Years
HSBC Equity Fund - Gr	-7.09	11.97	6.08	8.53	74	134	131	73	2	4	4	4
HSBC India Opportunities Fund - Gr	-7.60	20.46	11.36	9.98	82	54	66	56	3	2	2	3
HSBC Midcap Equity Fund - Gr	-5.08	27.84	12.67	6.68	44	21	51	81	2	1	2	4
ICICI Pru Focused Bluechip Equity Fund - Gr *	-7.50	15.87	10.31	N.A.	80	99	81	-	2	3	3	-
ICICI Prudential MidCap Fund - Gr *	-7.83	28.05	15.64	9.91	84	19	33	60	3	1	1	3
ICICI Prudential Multicap Fund - Gr *	-3.65	19.55	10.66	10.61	27	61	77	51	1	2	3	3
ICICI Prudential Select Large Cap Fund - Gr *	-9.24	14.40	8.17	N.A.	107	116	109	-	3	4	4	-
ICICI Prudential Top 100 Fund - Gr *	-7.94	14.98	9.95	10.45	86	108	84	53	3	3	3	3
ICICI Prudential Value Discovery Fund Gr *	-6.20	26.28	17.57	15.46	61	31	23	4	2	1	1	1
IDBI Diversified Equity Fund - Gr *	-5.24	N.A.	N.A.	N.A.	47	-	-	-	2	-	-	-
IDBI India Top 100 Equity Fund - Gr *	-8.71	17.58	N.A.	N.A.	97	81	-	-	3	3	-	-
IDFC Classic Equity Fund - Regular Plan - Gr *	-9.28	11.92	7.27	7.34	110	135	120	80	3	4	4	4
IDFC Equity Fund - Regular Plan - Gr *	-11.27	10.53	6.12	N.A.	144	144	130	-	4	4	4	-
IDFC Imperial Equity Fund - Regular Plan - Gr *	-13.15	9.48	4.33	8.53	157	147	140	73	4	4	4	4
IDFC Premier Equity Fund - Regular Plan - Gr	-8.90	22.79	16.58	18.04	102	40	27	1	3	2	1	1
IDFC Sterling Equity Fund - Regular Gr *	-13.45	17.46	12.19	N.A.	159	83	56	-	4	3	2	-
IIFL India Growth Fund - Gr *	-7.86	N.A.	N.A.	N.A.	85	-	-	-	3	-	-	-
Indiabulls Blue Chip Fund - Gr	-6.95	11.36	N.A.	N.A.	71	142	-	-	2	4	-	-
JM Basic Fund - Growth Option *	-9.60	16.79	7.39	1.17	115	91	118	92	3	3	4	4
JM Core 11 Fund - Series 1 - Growth Option *	-11.70	15.25	5.69	N.A.	147	104	133	-	4	3	4	-
JM Equity Fund Growth Option *	-10.31	14.87	6.74	4.25	134	111	124	91	4	3	4	4
JM Multi Strategy Fund - Growth Option *	-11.13	17.43	6.81	N.A.	143	84	123	-	4	3	4	-
JP Morgan India Equity Fund - Gr *	-7.79	17.12	9.71	N.A.	83	86	87	-	3	3	3	-
JP Morgan India Mid and Small Cap Fund - Gr *	-7.49	29.65	18.91	N.A.	79	12	14	-	2	1	1	-
JP Morgan India Top 100 Fund - Gr *	-9.91	N.A.	N.A.	N.A.	121	-	-	-	3	-	-	-
Kotak 50 Equity Scheme Div *	-5.50	15.65	9.77	10.56	50	101	86	52	2	3	3	3
Kotak Classic Equity Fund - Gr *	-10.25	12.43	9.27	8.76	131	132	98	69	4	4	3	3
Kotak Emerging Equity Scheme - Gr *	-4.06	27.74	17.70	N.A.	34	23	21	-	1	1	1	-
Kotak Midcap - Gr *	0.24	25.68	16.03	9.98	5	32	30	56	1	1	1	3
Kotak Opportunities Fund - Gr *	-6.57	18.99	11.14	11.41	66	68	69	37	2	2	2	2
Kotak Select Focus Fund - Gr *	-3.86	21.93	13.52	N.A.	31	44	45	-	1	2	2	-
L&T Business Cycles Fund - Gr *	-12.15	N.A.	N.A.	N.A.	151	-	-	-	4	-	-	-
L&T Equity Fund - Gr *	-9.75	17.80	9.70	12.21	116	73	89	27	3	2	3	2
L&T India Large Cap Fund - Gr *	-9.24	16.34	8.79	N.A.	107	92	105	-	3	3	3	-
L&T India Special Situations Fund - Gr *	-8.83	17.72	11.98	N.A.	100	76	58	-	3	3	2	-
L&T India Value Fund - Gr *	-0.61	27.24	16.32	N.A.	11	25	29	-	1	1	1	-
L&T Midcap Fund - Gr *	-5.19	29.58	15.89	12.68	46	13	31	18	2	1	1	1
LIC Nomura Equity Fund Gr *	-12.30	11.46	5.71	5.87	152	140	132	85	4	4	4	4
LIC Nomura Growth Fund Gr *	-10.70	14.29	7.26	5.95	140	118	121	84	4	4	4	4
LIC NOMURA MF Mid Cap Fund - Gr *	-6.73	N.A.	N.A.	N.A.	68	-	-	-	2	-	-	-
Mirae Asset Emerging Bluechip Fund - Gr *	-0.02	32.50	22.39	N.A.	6	8	1	-	1	1	1	-
Mirae Asset India Opportunities Fund - Gr *	-5.42	20.80	13.28	N.A.	48	49	46	-	2	2	2	-
Motilal Oswal MOST Focused 25 Fund - Gr *	-10.62	N.A.	N.A.	N.A.	136	-	-	-	4	-	-	-
Motilal Oswal Focused Midcap 30 Fund - Gr *	-3.71	N.A.	N.A.	N.A.	28	-	-	-	1	-	-	-
Motilal Oswal Focused Multicap 35 Fund - Gr *	-3.79	N.A.	N.A.	N.A.	29	-	-	-	1	-	-	-
Peerless Equity Fund - Gr *	-4.88	12.48	N.A.	N.A.	41	131	-	-	2	4	-	-
Principal Dividend Yield Fund - Gr *	-8.01	11.40	6.68	6.50	88	141	125	82	3	4	4	4
Principal Emerging Bluechip Fund - Gr *	-6.84	27.56	17.36	N.A.	70	24	24	-	2	1	1	-
Principal Growth Fund Gr *	-6.57	19.14	11.70	6.37	66	67	62	83	2	2	2	4
Principal Large Cap Fund - Gr *	-8.44	15.22	8.38	11.27	91	106	107	42	3	3	4	2
Quantum Long Term Equity Fund - Gr *	-0.23	16.33	11.13	14.09	8	93	70	8	1	3	2	1
Reliance Equity Opportunities Fund - Gr *	-12.81	17.11	13.18	13.38	155	87	47	13	4	3	2	1
Reliance Focused Large Cap Fund - Gr *	-10.64	15.56	8.84	7.72	137	102	103	79	4	3	3	4
Reliance Growth Fund Gr *	-10.14	17.97	9.56	12.00	129	72	93	29	4	2	3	2
Reliance Mid & Small Cap Fund - Gr *	-9.77	26.39	14.91	N.A.	117	29	37	-	3	1	2	-
Reliance Quant Plus Fund - Gr *	-11.78	10.27	5.26	N.A.	148	146	138	-	4	4	4	-
Reliance Regular Savings Fund Equity Plan - Gr *	-8.58	17.60	9.71	14.80	93	80	87	5	3	3	3	1
Reliance Small Cap Fund - Gr *	-0.60	36.87	20.38	N.A.	10	3	9	-	1	1	1	-
Reliance Top 200 Fund - Gr *	-9.80	17.71	10.94	N.A.	119	78	73	-	3	3	3	-

## All Diversified Equity Funds

Scheme Name	CAGR Returns %				Rank				Quartile			
	1 Year	3 Years	5 Years	10 Years	1 Year	3 Years	5 Years	10 Years	1 Year	3 Years	5 Years	10 Years
Reliance Vision Fund Gr *	-9.24	20.11	8.80	9.92	107	56	104	59	3	2	3	3
Religare Invesco Business Leaders Fund - Gr *	-7.52	16.21	9.64	N.A.	81	95	92	-	2	3	3	-
Religare Invesco Contra Fund - Gr *	-5.72	23.12	12.86	N.A.	53	39	50	-	2	2	2	-
Religare Invesco Dynamic Equity Fund - Gr *	-8.54	14.68	10.05	N.A.	92	113	82	-	3	4	3	-
Religare Invesco Growth Fund - Gr *	-8.95	17.80	10.68	N.A.	104	73	76	-	3	2	3	-
Religare Invesco Mid N Small Cap Fund - Gr *	-9.53	26.92	18.79	N.A.	114	26	15	-	3	1	1	-
Religare Invesco Midcap Fund - Gr *	-9.44	26.52	18.17	N.A.	112	28	17	-	3	1	1	-
SBI Blue Chip Fund - Gr *	-2.72	19.94	13.91	9.82	20	57	41	61	1	2	2	3
SBI Contra Fund - Regular Div *	-7.97	13.71	7.81	9.04	87	120	114	67	3	4	4	3
SBI Emerging Businesses Fund - Gr *	-2.49	18.62	17.83	12.28	17	71	19	23	1	2	1	1
SBI Magnum COMMA Fund - Gr *	-6.26	7.60	-0.92	4.69	63	149	142	89	2	4	4	4
SBI Magnum Equity Fund - Div *	-4.46	16.05	10.58	11.80	38	97	79	31	1	3	3	2
SBI Magnum Global Fund - Div *	-7.05	25.08	18.24	12.75	73	34	16	17	2	1	1	1
SBI Magnum MidCap Fund - Gr *	-0.32	32.84	21.56	11.55	9	6	5	33	1	1	1	2
SBI Magnum Multicap Fund - Gr *	-0.07	22.54	13.04	8.57	7	41	48	71	1	2	2	4
SBI Magnum Multiplier Plus - Div *	-4.32	22.09	13.80	11.87	37	43	43	30	1	2	2	2
SBI Small & Midcap Fund - Gr	6.98	37.38	21.27	N.A.	1	2	6	-	1	1	1	-
Sundaram Equity Multiplier Fund - Gr *	-5.48	17.64	9.28	N.A.	49	79	97	-	2	3	3	-
Sundaram Growth Fund Gr *	-19.37	6.66	2.68	5.31	162	150	141	87	4	4	4	4
Sundaram Rural India Fund - Gr *	3.18	19.41	11.75	N.A.	2	63	60	-	1	2	2	-
Sundaram S.M.I.L.E. Fund - Gr *	-11.43	31.15	15.50	13.63	146	10	35	11	4	1	1	1
Sundaram Select Focus - Gr *	-8.60	11.87	5.62	8.30	94	136	134	75	3	4	4	4
Sundaram Select MidCap - Gr *	-2.82	28.00	17.35	15.51	21	20	25	3	1	1	1	1
Tata Dividend Yield Fund - Gr *	-7.00	16.90	11.20	12.53	72	90	67	19	2	3	2	1
Tata Equity Opportunities Fund - Gr *	-6.46	19.16	12.50	10.09	65	65	52	55	2	2	2	3
Tata Equity P/E Fund Gr *	-10.00	21.27	11.37	13.42	124	47	65	12	4	2	2	1
Tata Ethical Fund - Gr *	-5.76	19.82	13.81	10.94	55	58	42	47	2	2	2	3
Tata Large Cap Fund - Gr *	-6.24	14.84	10.01	10.66	62	112	83	50	2	3	3	3
Tata Mid Cap Growth Fund - Gr *	-9.77	29.11	17.74	12.27	117	15	20	25	3	1	1	2
Tata Retirement Savings Progressive Plan - Gr *	-6.73	17.29	N.A.	N.A.	68	85	-	-	2	3	-	-
Taurus Bonanza Fund Gr *	-12.64	11.71	5.38	4.51	154	137	137	90	4	4	4	4
Taurus Discovery Fund - Gr *	-10.28	20.79	14.34	5.82	133	50	38	86	4	2	2	4
Taurus Ethical Fund - Gr *	-12.38	19.20	9.66	N.A.	153	64	91	-	4	2	3	-
Taurus Starshare Growth *	-13.66	13.12	7.70	8.96	160	126	115	68	4	4	4	3
Templeton India Growth Fund Gr *	-4.46	14.88	8.06	11.39	38	110	111	39	1	3	4	2
Union KBC Equity Fund - Gr	-14.85	10.39	N.A.	N.A.	161	145	-	-	4	4	-	-
Union KBC Small and Midcap Fund - Gr	-10.15	N.A.	N.A.	N.A.	130	-	-	-	4	-	-	-
UTI Bluechip Flexicap Fund - Gr *	-10.65	13.38	8.03	7.87	138	122	112	78	4	4	4	4
UTI Dividend Yield Fund. - Gr *	-8.81	11.55	6.45	11.41	98	138	127	37	3	4	4	2
UTI Equity Fund - Gr *	-7.19	17.72	11.70	11.38	77	76	62	40	2	3	2	2
UTI India Lifestyle Fund - Gr *	-10.04	11.53	9.69	N.A.	125	139	90	-	4	4	3	-
UTI Master Share - Div *	-10.04	14.67	8.47	9.74	125	114	106	63	4	4	3	3
UTI Mid Cap Fund - Div *	-6.45	33.03	19.11	11.47	64	5	12	35	2	1	1	2
UTI MNC Fund - Gr *	-5.00	28.28	19.85	14.36	43	16	10	6	2	1	1	1
UTI Multi Cap Fund - Gr *	-8.03	N.A.	N.A.	N.A.	89	-	-	-	3	-	-	-
UTI Opportunities Fund - Gr *	-11.78	13.28	9.85	11.09	148	125	85	45	4	4	3	2
UTI Top 100 Fund - Div *	-10.27	15.24	9.05	8.25	132	105	101	76	4	3	3	4
<b>Average of Diversified Equity Funds</b>	<b>-7.20</b>	<b>19.41</b>	<b>11.78</b>	<b>10.51</b>								
<b>NIFTY 50</b>	<b>-8.86</b>	<b>10.84</b>	<b>5.81</b>	<b>8.56</b>								
<b>S&amp;P BSE SENSEX</b>	<b>-9.36</b>	<b>10.40</b>	<b>5.44</b>	<b>8.43</b>								
<b>Universe</b>	<b>162</b>	<b>150</b>	<b>142</b>	<b>92</b>								

## Large Cap - Equity Funds - Diversified

Scheme Name	CAGR Returns %				Rank				Quartile			
	1 Year	3 Years	5 Years	10 Years	1 Year	3 Years	5 Years	10 Years	1 Year	3 Years	5 Years	10 Years
Axis Equity Fund - Gr *	-7.36	14.53	10.60	N.A.	25	46	21	-	2	3	2	-
Axis Focused 25 Fund - Gr *	-7.14	14.31	N.A.	N.A.	22	48	-	-	2	3	-	-
Baroda Pioneer Growth Fund - Growth Plan *	-10.52	14.91	6.15	9.82	59	41	57	26	4	3	4	3
Birla Sun Life Frontline Equity Fund - Gr *	-5.99	17.77	11.59	14.17	16	18	11	1	1	2	1	1
Birla Sun Life Top 100 Fund - Gr *	-6.11	18.77	12.03	10.83	17	14	9	17	1	1	1	2
BNP Paribas Dividend Yield Fund- Gr *	-7.18	19.16	13.53	10.67	23	12	4	18	2	1	1	2
BNP Paribas Equity Fund - Gr *	-9.45	18.77	12.94	9.98	46	14	7	24	3	1	1	3
BOI AXA Equity Fund - Regular Plan Gr *	-10.92	14.20	7.93	N.A.	65	50	47	-	4	3	3	-
Canara Robeco Large Cap Plus Fund - Gr *	-8.67	13.12	9.52	N.A.	39	56	33	-	3	4	2	-
DHFL Pramerica Large Cap Fund - Gr *	-5.73	17.05	9.19	10.22	15	25	37	23	1	2	3	3
DSP BlackRock Equity Fund - Reg. Plan - Div *	-9.86	16.99	9.04	12.42	50	26	39	3	3	2	3	1
DSP BlackRock Focus 25 Fund - Gr *	-8.21	17.54	9.24	N.A.	34	22	36	-	2	2	3	-
DSP BlackRock Opportunities Fund - Gr *	-3.63	19.77	10.94	11.35	4	10	16	14	1	1	1	2
DSP BlackRock Top 100 Equity Fund Gr *	-10.06	12.58	7.57	11.51	55	58	51	10	3	4	4	1
Edelweiss Div. Growth Equity Top 100 Fund - Gr *	-8.82	15.66	11.08	N.A.	41	32	15	-	3	2	1	-
Escorts Growth Plan G	-1.17	23.90	11.18	8.61	1	2	13	33	1	1	1	3
Franklin India Bluechip Fund Gr *	-4.18	14.99	9.44	11.60	9	39	34	9	1	3	3	1
Franklin India Flexi Cap Fund - Gr *	-5.56	21.01	12.41	12.28	14	5	8	5	1	1	1	1
Franklin India High Growth Companies Fund - Gr *	-8.64	25.58	16.50	N.A.	38	1	1	-	3	1	1	-
Franklin India Opportunities Fund-Gr *	-9.22	20.47	10.90	9.24	43	7	18	29	3	1	2	3
Franklin India Prima Plus Gr *	-3.47	21.83	14.02	14.04	3	4	2	2	1	1	1	1
HDFC Equity Fund - Div *	-12.06	15.28	8.11	12.31	71	35	45	4	4	2	3	1
HDFC Growth Fund Gr *	-6.16	12.31	7.32	11.46	18	61	53	11	1	4	4	1
HDFC Large Cap Fund - Gr *	-10.04	8.82	5.45	5.22	52	69	63	43	3	4	4	4
HDFC Premier Multi-Cap Fund - Gr *	-12.86	13.34	5.60	8.22	72	54	62	38	4	4	4	4
HDFC Top 200 Fund - Div *	-10.66	13.58	7.61	12.15	63	52	50	7	4	3	3	1
HSBC Dynamic Fund - Gr	-4.02	10.60	4.97	N.A.	8	65	65	-	1	4	4	-
HSBC Equity Fund - Gr	-7.09	11.97	6.08	8.53	21	62	59	34	2	4	4	4
HSBC India Opportunities Fund - Gr	-7.60	20.46	11.36	9.98	28	8	12	24	2	1	1	3
ICICI Pru Focused Bluechip Equity Fund - Gr *	-7.50	15.87	10.31	N.A.	26	31	23	-	2	2	2	-
ICICI Prudential Multicap Fund - Gr *	-3.65	19.55	10.66	10.61	5	11	20	20	1	1	2	2
ICICI Prudential Select Large Cap Fund - Gr *	-9.24	14.40	8.17	N.A.	44	47	44	-	3	3	3	-
ICICI Prudential Top 100 Fund - Gr *	-7.94	14.98	9.95	10.45	31	40	26	22	2	3	2	2
IDBI India Top 100 Equity Fund - Gr *	-8.71	17.58	N.A.	N.A.	40	21	-	-	3	2	-	-
IDFC Equity Fund - Regular Plan - Gr *	-11.27	10.53	6.12	N.A.	67	66	58	-	4	4	4	-
IDFC Imperial Equity Fund - Regular Plan - Gr *	-13.15	9.48	4.33	8.53	73	68	66	34	4	4	4	4
IIFL India Growth Fund - Gr *	-7.86	N.A.	N.A.	N.A.	30	-	-	-	2	-	-	-
JM Basic Fund - Growth Option *	-9.60	16.79	7.39	1.17	47	27	52	45	3	2	4	4
JM Core 11 Fund - Series 1 - Growth Option *	-11.70	15.25	5.69	N.A.	68	36	60	-	4	3	4	-
JM Equity Fund Growth Option *	-10.31	14.87	6.74	4.25	58	42	56	44	4	3	4	4
JM Multi Strategy Fund - Growth Option *	-11.13	17.43	6.81	N.A.	66	23	55	-	4	2	4	-
JP Morgan India Equity Fund - Gr *	-7.79	17.12	9.71	N.A.	29	24	29	-	2	2	2	-
JP Morgan India Top 100 Fund - Gr *	-9.91	N.A.	N.A.	N.A.	51	-	-	-	3	-	-	-
Kotak 50 Equity Scheme Div *	-5.50	15.65	9.77	10.56	13	33	28	21	1	2	2	2
Kotak Classic Equity Fund - Gr *	-10.25	12.43	9.27	8.76	56	60	35	32	3	4	3	3
Kotak Opportunities Fund - Gr *	-6.57	18.99	11.14	11.41	20	13	14	12	2	1	1	2
Kotak Select Focus Fund - Gr *	-3.86	21.93	13.52	N.A.	7	3	5	-	1	1	1	-
L&T Equity Fund - Gr *	-9.75	17.80	9.70	12.21	48	16	30	6	3	1	2	1
L&T India Large Cap Fund - Gr *	-9.24	16.34	8.79	N.A.	44	28	41	-	3	2	3	-
LIC Nomura Growth Fund Gr *	-10.70	14.29	7.26	5.95	64	49	54	41	4	3	4	4
Mirae Asset India Opportunities Fund - Gr *	-5.42	20.80	13.28	N.A.	12	6	6	-	1	1	1	-
Motilal Oswal MOST Focused 25 Fund - Gr *	-10.62	N.A.	N.A.	N.A.	60	-	-	-	4	-	-	-
Motilal MOST Focused Multicap 35 Fund - Gr *	-3.79	N.A.	N.A.	N.A.	6	-	-	-	1	-	-	-
Peerless Equity Fund - Gr *	-4.88	12.48	N.A.	N.A.	11	59	-	-	1	4	-	-
Principal Large Cap Fund - Gr *	-8.44	15.22	8.38	11.27	35	38	43	15	2	3	3	2
Reliance Focused Large Cap Fund - Gr *	-10.64	15.56	8.84	7.72	61	34	40	40	4	2	3	4
Reliance Quant Plus Fund - Gr *	-11.78	10.27	5.26	N.A.	69	67	64	-	4	4	4	-
Reliance Top 200 Fund - Gr *	-9.80	17.71	10.94	N.A.	49	20	16	-	3	2	1	-
Religare Invesco Business Leaders Fund - Gr *	-7.52	16.21	9.64	N.A.	27	29	32	-	2	2	2	-
Religare Invesco Dynamic Equity Fund - Gr *	-8.54	14.68	10.05	N.A.	36	44	24	-	2	3	2	-
Religare Invesco Growth Fund - Gr *	-8.95	17.80	10.68	N.A.	42	16	19	-	3	1	2	-
SBI Blue Chip Fund - Gr *	-2.72	19.94	13.91	9.82	2	9	3	26	1	1	1	3
SBI Contra Fund - Regular Div *	-7.97	13.71	7.81	9.04	32	51	48	30	2	3	3	3
SBI Magnum Equity Fund - Div *	-4.46	16.05	10.58	11.80	10	30	22	8	1	2	2	1
Sundaram Growth Fund Gr *	-19.37	6.66	2.68	5.31	75	70	67	42	4	4	4	4
Sundaram Select Focus - Gr *	-8.60	11.87	5.62	8.30	37	63	61	36	2	4	4	4

## Large Cap - Equity Funds - Diversified

Scheme Name	CAGR Returns %				Rank				Quartile			
	1 Year	3 Years	5 Years	10 Years	1 Year	3 Years	5 Years	10 Years	1 Year	3 Years	5 Years	10 Years
Tata Large Cap Fund - Gr *	-6.24	14.84	10.01	10.66	19	43	25	19	2	3	2	2
Taurus Starshare Growth *	-13.66	13.12	7.70	8.96	74	56	49	31	4	4	3	3
UTI Bluechip Flexicap Fund - Gr *	-10.65	13.38	8.03	7.87	62	53	46	39	4	4	3	4
UTI Equity Fund - Gr *	-7.19	17.72	11.70	11.38	24	19	10	13	2	2	1	2
UTI India Lifestyle Fund - Gr *	-10.04	11.53	9.69	N.A.	52	64	31	-	3	4	2	-
UTI Master Share - Div *	-10.04	14.67	8.47	9.74	52	45	42	28	3	3	3	3
UTI Multi Cap Fund - Gr *	-8.03	N.A.	N.A.	N.A.	33	-	-	-	2	-	-	-
UTI Opportunities Fund - Gr *	-11.78	13.28	9.85	11.09	69	55	27	16	4	4	2	2
UTI Top 100 Fund - Div *	-10.27	15.24	9.05	8.25	57	37	38	37	4	3	3	4
<b>Average of Largecap Funds</b>	<b>-8.39</b>	<b>15.76</b>	<b>9.25</b>	<b>9.77</b>								
<b>NIFTY 50</b>	<b>-8.86</b>	<b>10.84</b>	<b>5.81</b>	<b>8.56</b>								
<b>S&amp;P BSE SENSEX</b>	<b>-9.36</b>	<b>10.40</b>	<b>5.44</b>	<b>8.43</b>								
<b>Universe</b>	<b>75</b>	<b>70</b>	<b>67</b>	<b>45</b>								

## Mid Cap - Equity Funds - Diversified

Scheme Name	CAGR Returns %				Rank				Quartile			
	1 Year	3 Years	5 Years	10 Years	1 Year	3 Years	5 Years	10 Years	1 Year	3 Years	5 Years	10 Years
Axis MidCap Fund - Gr *	-9.14	23.29	17.59	N.A.	32	31	21	-	4	4	3	-
Birla Sun Life India GenNext Fund - Gr *	-4.91	20.34	16.74	13.66	23	34	23	4	3	4	3	1
Birla Sun Life Midcap Fund - Gr *	-4.24	24.12	14.17	13.36	21	30	33	6	3	4	4	2
Birla Sun Life MNC Fund Gr *	-4.03	32.61	22.22	16.37	19	7	2	2	2	1	1	1
Birla Sun Life Pure Value Fund - Gr *	-1.67	30.37	17.87	N.A.	9	11	17	-	1	2	2	-
Birla Sun Life Small and Midcap Fund - Gr *	-0.69	26.68	15.53	N.A.	8	24	29	-	1	3	4	-
BNP Paribas Midcap Fund - Gr *	-2.61	28.07	20.63	N.A.	13	16	7	-	2	2	1	-
Canara Robeco Emerging Equities Fund - Gr *	-4.70	31.79	20.58	13.31	22	9	8	7	3	1	1	2
DHFL Pramerica Midcap Opp. Fund - Gr *	-10.87	N.A.	N.A.	N.A.	39	-	-	-	4	-	-	-
DSP BlackRock Micro Cap Fund - Gr *	1.22	39.49	22.17	N.A.	2	1	3	-	1	1	1	-
DSP BlackRock Small and Mid Cap - Reg Gr *	-3.24	26.31	15.13	N.A.	16	27	31	-	2	3	4	-
Edelweiss Emerging Leaders Fund - Gr *	-9.37	21.46	N.A.	N.A.	33	33	-	-	4	4	-	-
Franklin India Prima Fund Gr *	-3.30	28.25	19.31	12.42	17	15	10	11	2	2	2	3
Franklin India Smaller Companies Fund - Gr *	-2.36	33.68	21.62	13.26	11	4	4	8	2	1	1	2
HDFC Mid Cap Opportunities Fund - Gr *	-2.62	27.79	19.05	N.A.	14	20	12	-	2	3	2	-
HDFC Small and Mid Cap Fund - Gr *	-2.12	19.49	10.96	N.A.	10	35	36	-	1	4	4	-
HSBC Midcap Equity Fund - Gr	-5.08	27.84	12.67	6.68	24	19	34	18	3	3	4	4
ICICI Prudential MidCap Fund - Gr *	-7.83	28.05	15.64	9.91	30	17	28	17	3	2	4	4
IDFC Premier Equity Fund - Regular Plan - Gr	-8.90	22.79	16.58	18.04	31	32	24	1	4	4	3	1
IDFC Sterling Equity Fund - Regular Gr *	-13.45	17.46	12.19	N.A.	41	37	35	-	4	4	4	-
JP Morgan India Mid and Small Cap Fund - Gr *	-7.49	29.65	18.91	N.A.	29	12	13	-	3	2	2	-
Kotak Emerging Equity Scheme - Gr *	-4.06	27.74	17.70	N.A.	20	21	20	-	2	3	3	-
Kotak Midcap - Gr *	0.24	25.68	16.03	9.98	3	28	26	16	1	4	3	4
L&T India Value Fund - Gr *	-0.61	27.24	16.32	N.A.	7	22	25	-	1	3	3	-
L&T Midcap Fund - Gr *	-5.19	29.58	15.89	12.68	25	13	27	10	3	2	3	3
LIC NOMURA MF Mid Cap Fund - Gr *	-6.73	N.A.	N.A.	N.A.	27	-	-	-	3	-	-	-
Mirae Asset Emerging Bluechip Fund - Gr *	-0.02	32.50	22.39	N.A.	4	8	1	-	1	1	1	-
Motilal Oswal Focused Midcap 30 Fund - Gr *	-3.71	N.A.	N.A.	N.A.	18	-	-	-	2	-	-	-
Reliance Mid & Small Cap Fund - Gr *	-9.77	26.39	14.91	N.A.	36	26	32	-	4	3	4	-
Reliance Small Cap Fund - Gr *	-0.60	36.87	20.38	N.A.	6	3	9	-	1	1	1	-
Religare Invesco Mid N Small Cap Fund - Gr *	-9.53	26.92	18.79	N.A.	35	23	14	-	4	3	2	-
Religare Invesco Midcap Fund - Gr *	-9.44	26.52	18.17	N.A.	34	25	16	-	4	3	2	-
SBI Emerging Businesses Fund - Gr *	-2.49	18.62	17.83	12.28	12	36	18	12	2	4	2	3
SBI Magnum Global Fund - Div *	-7.05	25.08	18.24	12.75	28	29	15	9	3	4	2	2
SBI Magnum MidCap Fund - Gr *	-0.32	32.84	21.56	11.55	5	6	5	14	1	1	1	4
SBI Small & Midcap Fund - Gr	6.98	37.38	21.27	N.A.	1	2	6	-	1	1	1	-
Sundaram S.M.I.L.E. Fund - Gr *	-11.43	31.15	15.50	13.63	40	10	30	5	4	2	4	2
Sundaram Select MidCap - Gr *	-2.82	28.00	17.35	15.51	15	18	22	3	2	2	3	1
Tata Mid Cap Growth Fund - Gr *	-9.77	29.11	17.74	12.27	36	14	19	13	4	2	3	3
Union KBC Small and Midcap Fund - Gr	-10.15	N.A.	N.A.	N.A.	38	-	-	-	4	-	-	-
UTI Mid Cap Fund - Div *	-6.45	33.03	19.11	11.47	26	5	11	15	3	1	-	4
<b>Average of Midcap Funds</b>	<b>-4.89</b>	<b>27.95</b>	<b>17.74</b>	<b>12.73</b>								
<b>BSE Small Cap</b>	<b>-6.38</b>	<b>18.18</b>	<b>6.42</b>	<b>5.93</b>								
<b>NIFTY MIDCAP 100</b>	<b>-1.91</b>	<b>19.88</b>	<b>9.66</b>	<b>10.29</b>								
<b>Universe</b>	<b>41</b>	<b>37</b>	<b>36</b>	<b>18</b>								



## Blend - Equity Funds-Diversified

Scheme Name	CAGR Returns %				Rank				Quartile			
	1 Year	3 Years	5 Years	10 Years	1 Year	3 Years	5 Years	10 Years	1 Year	3 Years	5 Years	10 Years
Birla Sun Life Advantage Fund Gr *	-6.07	24.24	12.24	9.23	17	5	12	19	2	1	2	3
Birla Sun Life Dividend Yield Plus - Growth *	-11.30	13.33	8.18	11.24	39	33	29	13	4	4	3	2
Birla Sun Life Equity Fund - Gr *	-5.57	22.12	12.22	11.19	13	8	13	14	2	1	2	2
Birla Sun Life India Opportunities Fund Gr *	1.88	29.52	15.71	9.12	2	1	4	20	1	1	1	3
Birla Sun Life Special Situations Fund - Gr *	-9.92	20.67	10.47	N.A.	34	12	22	-	3	2	3	-
Canara Robeco Equity Diversified - Gr *	-13.27	13.11	9.37	11.07	45	34	26	15	4	4	3	3
Canara Robeco F.O.R.C.E. Fund - Regular Gr *	-8.94	15.97	11.72	N.A.	31	31	17	-	3	3	2	-
DHFL Pramerica Diversified Equity Fund - Gr *	-5.97	N.A.	N.A.	N.A.	16	-	-	-	2	-	-	-
Edelweiss Prudent Advantage Fund - Gr *	-3.21	16.24	7.22	N.A.	5	29	32	-	1	3	4	-
Goldman Sachs India Equity Fund - Gr *	-9.97	20.50	N.A.	N.A.	35	13	-	-	4	2	-	-
HDFC Capital Builder-Gr *	-3.85	19.66	11.77	12.25	6	16	15	8	1	2	2	2
HDFC Core and Satellite Fund - Gr *	-5.16	16.09	6.34	8.57	10	30	36	21	1	3	4	3
HSBC Dividend Yield Equity Fund - Gr	-8.84	12.76	6.48	N.A.	30	35	34	-	3	4	4	-
ICICI Prudential Value Discovery Fund Gr *	-6.20	26.28	17.57	15.46	18	4	2	1	2	1	1	1
IDBI Diversified Equity Fund - Gr *	-5.24	N.A.	N.A.	N.A.	11	-	-	-	1	-	-	-
IDFC Classic Equity Fund - Regular Plan - Gr *	-9.28	11.92	7.27	7.34	33	36	31	23	3	4	4	4
Indiabulls Blue Chip Fund - Gr	-6.95	11.36	N.A.	N.A.	24	41	-	-	3	4	-	-
L&T Business Cycles Fund - Gr *	-12.15	N.A.	N.A.	N.A.	40	-	-	-	4	-	-	-
L&T India Special Situations Fund - Gr *	-8.83	17.72	11.98	N.A.	29	22	14	-	3	3	2	-
LIC Nomura Equity Fund Gr *	-12.30	11.46	5.71	5.87	41	39	37	26	4	4	4	4
Principal Dividend Yield Fund - Gr *	-8.01	11.40	6.68	6.50	26	40	33	24	3	4	4	4
Principal Emerging Bluechip Fund - Gr *	-6.84	27.56	17.36	N.A.	23	3	3	-	2	1	1	-
Principal Growth Fund Gr *	-6.57	19.14	11.70	6.37	21	20	18	25	2	2	2	4
Quantum Long Term Equity Fund - Gr *	-0.23	16.33	11.13	14.09	4	28	21	4	1	3	3	1
Reliance Equity Opportunities Fund - Gr *	-12.81	17.11	13.18	13.38	44	26	8	6	4	3	1	1
Reliance Growth Fund Gr *	-10.14	17.97	9.56	12.00	37	21	25	9	4	2	3	2
Reliance Regular Savings Fund Equity Plan - Gr *	-8.58	17.60	9.71	14.80	27	24	23	2	3	3	3	1
Reliance Vision Fund Gr *	-9.24	20.11	8.80	9.92	32	14	28	18	3	2	3	3
Religare Invesco Contra Fund - Gr *	-5.72	23.12	12.86	N.A.	14	6	10	-	2	1	2	-
SBI Magnum COMMA Fund - Gr *	-6.26	7.60	-0.92	4.69	19	43	39	28	2	4	4	4
SBI Magnum Multicap Fund - Gr *	-0.07	22.54	13.04	8.57	3	7	9	21	1	1	1	3
SBI Magnum Multiplier Plus - Div *	-4.32	22.09	13.80	11.87	7	9	7	10	1	1	1	2
Sundaram Equity Multiplier Fund - Gr *	-5.48	17.64	9.28	N.A.	12	23	27	-	2	3	3	-
Sundaram Rural India Fund - Gr *	3.18	19.41	11.75	N.A.	1	17	16	-	1	2	2	-
Tata Dividend Yield Fund - Gr *	-7.00	16.90	11.20	12.53	25	27	20	7	3	3	3	1
Tata Equity Opportunities Fund - Gr *	-6.46	19.16	12.50	10.09	20	19	11	17	2	2	2	3
Tata Equity P/E Fund Gr *	-10.00	21.27	11.37	13.42	36	10	19	5	4	1	2	1
Tata Ethical Fund - Gr *	-5.76	19.82	13.81	10.94	15	15	6	16	2	2	1	3
Tata Retirement Savings Progressive Plan - Gr *	-6.73	17.29	N.A.	N.A.	22	25	-	-	2	3	-	-
Taurus Bonanza Fund Gr *	-12.64	11.71	5.38	4.51	43	37	38	29	4	4	4	4
Taurus Discovery Fund - Gr *	-10.28	20.79	14.34	5.82	38	11	5	27	4	2	1	4
Taurus Ethical Fund - Gr *	-12.38	19.20	9.66	N.A.	42	18	24	-	4	2	3	-
Templeton India Growth Fund Gr *	-4.46	14.88	8.06	11.39	8	32	30	12	1	3	4	2
Union KBC Equity Fund - Gr	-14.85	10.39	N.A.	N.A.	46	42	-	-	4	4	-	-
UTI Dividend Yield Fund. - Gr *	-8.81	11.55	6.45	11.41	28	38	35	11	3	4	4	2
UTI MNC Fund - Gr *	-5.00	28.28	19.85	14.36	9	2	1	3	1	1	1	1
<b>Average of Blend Funds</b>	<b>-7.32</b>	<b>18.00</b>	<b>10.64</b>	<b>10.28</b>								
<b>BSE 200</b>	<b>-7.86</b>	<b>12.52</b>	<b>6.50</b>	<b>8.72</b>								
<b>NIFTY 500</b>	<b>-7.54</b>	<b>13.28</b>	<b>6.88</b>	<b>8.29</b>								
<b>Universe</b>	<b>46</b>	<b>43</b>	<b>39</b>	<b>29</b>								

## ELSS/Tax Saving Funds

Scheme Name	CAGR Returns %				Rank				Quartile			
	1 Year	3 Years	5 Years	10 Years	1 Year	3 Years	5 Years	10 Years	1 Year	3 Years	5 Years	10 Years
Axis Long Term Equity Fund - Gr *	-7.16	27.19	18.64	N.A.	16	1	1	-	2	1	1	-
Baroda Pioneer Elss 96 *	-11.64	15.76	7.52	7.23	28	26	30	17	4	4	4	4
Birla Sun Life Tax Plan - Div *	-4.90	22.96	13.60	10.07	7	4	6	9	1	1	1	2
Birla Sun Life Tax Relief 96 Fund - Div *	-4.59	23.89	13.30	11.09	6	3	7	5	1	1	1	1
BNP Paribas Long Term Equity Fund - Gr *	-8.18	21.18	15.36	8.27	19	8	2	14	3	1	1	3
BOI AXA Tax Advantage Fund Regular Gr *	-11.19	16.84	9.20	N.A.	26	20	24	-	4	3	4	-
Canara Robeco Equity Tax Saver Fund - Div *	-10.76	15.14	10.52	13.15	25	29	17	1	4	4	3	1
DHFL Pramerica Tax Plan - Gr	-5.08	17.75	9.64	6.79	8	16	21	18	1	2	3	4
DSP BlackRock Tax Saver Fund - Gr *	-3.61	21.21	13.04	N.A.	4	7	8	-	1	1	2	-
Edelweiss ELSS Fund - Gr *	-7.58	18.15	11.93	N.A.	17	15	13	-	3	2	2	-
Franklin India Taxshield Gr *	-4.21	21.46	14.13	12.84	5	6	4	2	1	1	1	1
HDFC Long Term Advantage Fund - Gr *	-5.46	16.48	10.34	10.03	9	21	18	10	2	3	3	2
HDFC Tax saver - Div *	-12.21	16.07	8.76	10.21	31	24	25	8	4	3	4	2
HSBC Tax Saver Equity Fund - Gr	-6.15	17.25	11.73	N.A.	11	18	15	-	2	3	2	-
ICICI Prudential Long Term Equity Fund - Gr *	-6.67	20.41	12.57	10.90	13	10	11	6	2	2	2	2
IDFC Tax Advantage Fund - Regular Gr *	-11.67	19.48	12.59	N.A.	29	11	10	-	4	2	2	-
JM Tax Gain Fund - Growth Option *	-9.73	19.09	8.51	N.A.	24	13	26	-	3	2	4	-
JP Morgan India Tax Advantage Fund - Gr *	-7.69	17.18	9.52	N.A.	18	19	22	-	3	3	3	-
Kotak Tax Saver - Gr *	-8.96	16.35	9.36	8.10	21	22	23	15	3	3	3	3
L&T Tax Advantage Fund - Gr *	-5.51	17.35	9.71	12.48	10	17	19	3	2	3	3	1
LIC Nomura Tax Plan Gr *	-12.04	15.93	8.09	5.68	30	25	29	20	4	4	4	4
Motilal Focused Long Term Fund - Gr *	-2.20	N.A.	N.A.	N.A.	2	-	-	-	1	-	-	-
Principal Personal Tax Saver *	-8.63	15.31	8.11	2.06	20	27	28	21	3	4	4	4
Principal Tax Savings Fund	-6.62	19.16	12.01	7.61	12	12	12	16	2	2	2	4
Quantum Tax Saving Fund - Gr Plan *	-0.60	16.33	11.07	N.A.	1	23	16	-	1	3	3	-
Reliance Tax Saver Fund - Gr *	-12.69	25.57	15.08	12.11	33	2	3	4	4	1	1	1
Religare Invesco Tax Plan - Gr *	-6.89	21.61	14.09	N.A.	15	5	5	-	2	1	1	-
SBI Magnum Tax Gain Fund - Div *	-9.12	18.72	11.84	10.79	22	14	14	7	3	2	2	2
Sundaram Tax Saver - Div *	-6.73	15.29	9.65	9.65	14	28	20	13	2	4	3	3
Tata India Tax Savings Fund Reg - Div *	-3.45	20.85	13.02	9.85	3	9	9	12	1	2	2	3
Taurus Tax Shield - Gr *	-11.54	12.09	6.73	9.90	27	32	31	11	4	4	4	3
Union KBC Tax Saver Scheme - Gr	-12.56	13.13	N.A.	N.A.	32	31	-	-	4	4	-	-
UTI Long Term Equity Fund - Div *	-9.18	13.96	8.14	6.76	23	30	27	19	3	4	4	4
<b>Average of ELSS</b>	<b>-7.73</b>	<b>18.41</b>	<b>11.22</b>	<b>9.31</b>								
<b>NIFTY 50</b>	<b>-8.86</b>	<b>10.84</b>	<b>5.81</b>	<b>8.56</b>								
<b>S&amp;P BSE SENSEX</b>	<b>-9.36</b>	<b>10.40</b>	<b>5.44</b>	<b>8.43</b>								
<b>Universe</b>	<b>33</b>	<b>32</b>	<b>31</b>	<b>21</b>								

## NSE Based Index Funds

Scheme Name	CAGR Returns %				Rank				Quartile (180 Days)	Quartile (1 year)	Quartile (2 years)	Quartile (3 years)	Sharpe Ratio
	180 Days	1 Year	2 Years	3 Years	180 Days	1 Year	2 Years	3 Years					
BBirla Sun Life Index Fund - Gr *	-2.42	-9.66	7.46	10.97	1	7	7	6	1	3	3	3	-0.047
Franklin India Index Fund-NSE Nifty Plan-Gr *	-2.73	-9.40	7.59	10.98	6	5	5	5	3	2	2	2	-0.046
HDFC Index Fund Nifty	-2.52	-8.94	8.27	11.66	4	2	1	2	2	1	1	1	-0.044
ICICI Prudential Nifty Index Fund - Gr *	-2.47	-9.24	8.13	11.72	3	4	2	1	2	2	1	1	-0.045
LIC Nomura Index Fund Nifty Gr *	-2.90	-8.68	7.26	10.65	10	1	8	8	4	1	4	4	-0.046
Principal Index Fund - Nifty - Gr	-2.62	-9.55	7.48	10.95	5	6	6	7	2	3	3	3	-0.046
Reliance Index Fund - Nifty Plan - Gr *	-2.79	-9.81	7.65	11.05	9	10	4	4	4	4	2	2	-0.047
SBI Nifty Index Fund - Gr *	-2.75	-9.72	7.06	10.37	8	9	10	10	4	4	4	4	-0.046
Tata Index Fund - Nifty - Regular Plan	-2.73	-9.69	7.23	10.48	6	8	9	9	3	4	4	4	-0.046
UTI Nifty Index Fund - Div *	-2.42	-9.16	8.09	11.30	1	3	3	3	1	2	2	2	-0.045
<b>Average of NSE Index Fund</b>	<b>-2.64</b>	<b>-9.39</b>	<b>7.62</b>	<b>11.01</b>									
<b>NIFTY 50</b>	<b>-2.65</b>	<b>-8.86</b>	<b>7.44</b>	<b>10.84</b>									
<b>Universe</b>	<b>10</b>	<b>10</b>	<b>10</b>	<b>10</b>									

## Sensex Based Index Funds

Scheme Name	CAGR Returns %				Rank				Quartile (180 Days)	Quartile (1 year)	Quartile (2 years)	Quartile (3 years)	Sharpe Ratio
	180 Days	1 Year	2 Years	3 Years	180 Days	1 Year	2 Years	3 Years					
HDFC Index Sensex Plan	-2.86	-8.93	7.39	11.50	1	1	2	1	1	1	2	1	-0.045
HDFC Index Sensex Plus Plan	-3.25	-9.78	9.11	11.31	2	3	1	2	2	3	1	2	-0.049
LIC Nomura Index Fund Sensex Gr *	-3.89	-9.68	5.90	10.11	5	2	4	5	4	2	4	4	-0.052
Reliance Index Fund - Sensex Plan - Gr *	-3.66	-10.15	5.90	10.28	4	5	4	4	4	4	4	4	-0.052
Tata Index Fund - Sensex - Regular Plan	-3.27	-9.89	6.38	10.33	3	4	3	3	3	4	3	3	-0.048
<b>Average of BSE Index Fund</b>	<b>-3.39</b>	<b>-9.69</b>	<b>6.94</b>	<b>10.71</b>									
<b>S&amp;P BSE SENSEX</b>	<b>-3.11</b>	<b>-9.36</b>	<b>6.40</b>	<b>10.40</b>									
<b>Universe</b>	<b>5</b>	<b>5</b>	<b>5</b>	<b>5</b>									

SECTOR / THEME EQUITY FUNDS	Scheme Name	CAGR Returns %				Rank				Sharpe Ratio
		180 Days	1 Year	3 Years	5 Years	180 Days	1 Year	3 Years	5 Years	
<b>Technology Funds</b>	Birla Sun Life New Millennium Fund - Gr *	0.22	2.08	20.76	12.07	2	3	2	3	-0.004
	DSP BlackRock Technology.com Fund Gr *	1.84	6.96	19.71	11.52	1	1	4	4	0.013
	Franklin Infotech Fund Gr *	-3.12	0.25	17.22	10.93	5	4	5	5	-0.017
	ICICI Prudential Technology Gr *	-1.65	2.38	24.92	17.08	4	2	1	1	-0.002
	SBI IT Fund - Regular Plan - Div *	0.15	-2.30	20.29	14.18	3	5	3	2	-0.024
	<b>BSE Teck</b>	<b>-2.41</b>	<b>-2.43</b>	<b>16.10</b>	<b>9.62</b>					
<b>Pharma Funds</b>	Reliance Pharma Fund - Gr *	-15.42	-6.32	25.50	19.36	3	1	2	2	-0.026
	SBI Pharma Fund - Regular Plan - Div *	-12.04	-7.32	31.24	25.17	1	2	1	1	-0.017
	UTI Pharma & Healthcare Fund - Div *	-14.72	-14.84	23.25	17.17	2	3	3	3	-0.052
	<b>BSE Pharma</b>	<b>-14.79</b>	<b>-12.09</b>	<b>24.07</b>	<b>19.54</b>					
<b>FMCG Funds</b>	ICICI Prudential FMCG Fund-Gr *	-2.23	-2.26	13.69	18.76	2	2	2	2	-0.018
	SBI FMCG Fund - Regular Plan - Div *	1.05	2.87	14.23	20.47	1	1	1	1	0.001
	<b>BSE FMCG</b>	<b>-0.77</b>	<b>-1.06</b>	<b>9.75</b>	<b>15.31</b>					
<b>Banking Funds</b>	Baroda Pioneer Banking & Financial Services Fund - Gr *	-7.41	-15.28	8.81	N.A.	5	8	6	-	-0.053
	Birla SL Banking And Financial Services Fund - Gr *	-0.43	-4.76	N.A.	N.A.	2	1	-	-	-0.017
	ICICI Pru Banking and Financial Services Fund - Gr *	-9.68	-11.48	16.62	11.55	9	4	1	1	-0.044
	LIC Nomura Banking & Financial Services Fund - Gr *	-14.04	-20.29	N.A.	N.A.	10	10	-	-	-0.069
	Reliance Banking Fund - Gr *	-7.49	-11.93	14.12	7.88	7	5	2	3	-0.041
	Religare Invesco Banking Fund - Gr *	-4.11	-10.25	13.78	8.59	3	3	3	2	-0.039
	SBI Banking & Financial Services Fund - Gr *	-0.37	-7.25	N.A.	N.A.	1	2	-	-	-0.027
	Sundaram Financial Services Opportunities Fund - Gr *	-6.72	-13.45	10.57	3.89	4	7	4	5	-0.047
	Taurus Banking & Financial Services Fund - Gr *	-7.45	-16.57	7.51	N.A.	6	9	7	-	-0.053
	UTI Banking Sector Fund - Gr *	-7.60	-13.16	10.23	5.36	8	6	5	4	-0.047
	<b>BSE Bankex</b>	<b>-6.55</b>	<b>-11.85</b>	<b>12.16</b>	<b>6.70</b>					
<b>Other Sectors</b>	ICICI Prudential Exports and Other Services Fund - Gr *	-8.62	-3.76	30.50	19.52	5	4	2	2	-0.024
	Reliance Diversified Power Sector Fund - Gr *	-6.51	-11.44	11.48	-1.26	4	5	5	5	-0.039
	Reliance Media & Entertainment Fund - Gr *	-1.06	-0.39	12.42	14.95	2	2	3	2	-0.005
	Sundaram Entertainment Opportunities Fund - Gr *	-0.20	6.51	13.83	6.24	1	1	2	3	0.015
	UTI Transportation and Logistics Fund- Gr *	-1.67	-3.07	42.57	25.64	3	3	1	1	-0.012
<b>Equity Funds - Domestic International</b>	Birla Sun Life International Equity Fund - B - Gr *	0.22	2.08	20.76	12.07	2	3	2	3	-0.047
	DSPBR Natural Resources and New Energy Fund - Gr *	1.84	6.96	19.71	11.52	1	1	4	4	0.008
	ICICI Prudential Indo Asia Equity Fund - Gr *	-3.12	0.25	17.22	10.93	5	4	5	5	-0.049
	Mirae Asset Great Consumer Fund - Gr *	-1.65	2.38	24.92	17.08	4	2	1	1	-0.051
	Templeton India Equity Income Fund - Gr *	0.15	-2.30	20.29	14.18	3	5	3	2	-0.022
	<b>Avg. of Domestic International Funds</b>	<b>-0.51</b>	<b>1.87</b>	<b>20.58</b>	<b>13.16</b>					
<b>Dynamic Asset Allocation Funds</b>	Birla Sun Life Dynamic Asset Allocation Fund - Gr	0.94	0.70	11.95	7.88	2	3	3	4	-0.012
	DSP BlackRock Dynamic Asset Allocation Fund - Gr *	0.48	2.21	N.A.	N.A.	3	1	-	-	-0.023
	Franklin India Dynamic PE Ratio Fund of Funds - Gr *	0.47	1.53	11.95	9.00	4	2	3	3	-0.021
	HDFC Dynamic PE Ratio Fund of Funds Regular - Gr *	-2.59	-6.01	5.98	N.A.	8	6	5	-	-0.036
	ICICI Prudential Dynamic Plan - Gr *	0.31	-7.79	16.25	9.97	6	7	1	2	-0.044
	IDFC Dynamic Equity Fund Regular Plan - Gr *	0.36	-1.95	N.A.	N.A.	5	5	-	-	-0.058
	Principal SMART Equity Fund - Gr *	-0.42	-0.90	15.23	10.70	7	4	2	1	-0.038
	SBI Dynamic Asset Allocation Fund Regular - Gr *	4.87	N.A.	N.A.	N.A.	1	-	-	-	-0.012

## Infrastructure Funds

Scheme Name	CAGR Returns %				Rank				Quartile (1 year)	Quartile (3 years)	Quartile (5 years)	Quartile (7 years)
	1 Year	3 Years	5 Years	7 Years	1 Year	3 Years	5 Years	7 Years				
Birla Sun Life India Reforms Fund - Gr *	-8.28	15.16	5.89	N.A.	3	9	8	-	1	2	2	-
Birla Sun Life Infrastructure Fund - Gr *	-13.00	18.06	7.23	15.51	11	6	5	3	3	2	2	1
BOI AXA Focused Infrastructure Fund - Gr *	-12.00	14.47	3.04	N.A.	10	11	13	-	3	3	3	-
Canara Robeco Infrastructure - Gr *	-9.46	18.71	9.18	17.05	4	5	3	2	1	2	1	1
DSP BlackRock T.I.G.E.R. Fund - Gr *	-11.89	16.75	7.16	13.39	9	7	6	7	2	2	2	2
Franklin Build India Fund - Gr *	-7.84	28.85	18.23	N.A.	2	1	1	-	1	1	1	-
HDFC Infrastructure Fund - Gr *	-18.49	13.29	3.16	14.34	18	13	12	5	4	3	3	2
ICICI Prudential Infrastructure Fund - Gr *	-16.48	12.84	3.48	9.94	17	15	11	11	4	4	3	4
IDFC Infrastructure Fund - Regular Gr *	-13.75	10.56	0.21	N.A.	12	18	18	-	3	4	4	-
Kotak Infra & Economic Reform Fund Gr *	-6.16	22.49	10.25	18.05	1	2	2	1	1	1	1	1
L&T Infrastructure Fund - Gr *	-10.24	20.29	6.98	13.33	5	4	7	8	2	1	2	3
LIC Nomura Infrastructure Fund - Gr *	-14.43	10.86	2.61	8.68	13	17	14	12	3	4	4	4
Religare Invesco Infrastructure Fund - Gr *	-16.21	21.32	8.72	14.13	15	3	4	6	4	1	1	2
SBI Infrastructure Fund Regular - Gr *	-11.04	13.03	2.54	8.50	8	14	15	13	2	4	4	4
Sundaram Infra Advantage Fund - Gr *	-10.58	15.16	0.44	10.53	6	9	17	10	2	2	4	3
Tata Infrastructure Fund - Gr *	-10.60	15.29	4.18	11.34	7	8	9	9	2	2	2	3
Taurus Infrastructure Fund - Gr *	-16.17	13.40	3.72	14.65	14	12	10	4	4	3	3	2
UTI Infrastructure Fund - Gr *	-16.35	11.86	2.47	7.78	16	16	16	14	4	4	4	4
<b>NIFTY INFRA</b>	<b>-21.59</b>	<b>4.86</b>	<b>-3.70</b>	<b>1.05</b>								

CLOSED ENDED EQUITY FUNDS	Scheme Name	CAGR Returns %				Rank			
		30 Days	90 Days	180 Days	1 Year	30 Days	90 Days	180 Days	1 Year
Closed Ended Equity Funds	Axis Small Cap Fund - Gr	5.02	-7.35	-2.16	-2.56	36	18	3	4
	Baroda Pioneer Equity Trigger Fund - Series I - Gr	6.56	-7.08	-5.99	-8.06	30	16	25	15
	Birla Sun Life Emerging Leaders Fund - Series I - Gr	7.36	-6.82	-1.88	-2.51	20	15	2	3
	Birla Sun Life Emerging Leaders Fund - Series 2 - Gr	7.57	-8.51	-2.85	-4.25	19	24	5	5
	Birla Sun Life Focused Equity Fund - Series 1 - Gr	6.97	-5.41	-6.63	-12.78	25	12	29	32
	Birla Sun Life Focused Equity Fund - Series 2 - Gr	6.98	-5.38	-6.59	-12.83	24	11	28	33
	Canara Robeco India Opportunities Fund - Gr	8.88	-11.09	-7.62	-8.04	8	31	32	14
	DHFL Pramerica Large Cap Fund - Series 1 - Gr	5.43	-1.41	-7.79	-13.51	35	2	33	35
	DHFL Pramerica Mid Cap Fund - Series I - Gr	8.54	-0.56	1.31	4.27	11	1	1	1
	DSP BlackRock 3 Years Close Ended Equity Fund - Gr	10.65	-9.48	-3.38	-4.47	2	30	10	6
	HDFC Focus Equity Fund - Plan A - Gr	9.11	-4.88	-4.75	-7.48	4	7	18	9
	ICICI Prudential Equity Savings Fund - Series 1 - Gr	6.17	-8.05	-8.05	-13.56	31	21	35	36
	ICICI Prudential R.I.G.H.T. Fund - Gr	6.08	-8.48	-7.80	-13.04	32	23	34	34
	IDBI Equity Advantage Fund - Gr	6.75	-3.43	-4.52	-6.71	27	3	16	8
	IDFC Equity Opportunity Series - 1 - Regular Plan - Div	7.96	-12.84	-4.76	-8.44	17	37	19	19
	L&T Long Term Advantage Fund - Series I - Gr	8.93	-5.86	-3.24	-0.84	7	14	8	2
	Reliance Close Ended Equity Fund II - Series A - Gr	4.65	-11.11	-2.85	-9.01	37	32	5	20
	Reliance Close Ended Equity Fund Series A - Gr	6.02	-11.17	-4.21	-9.98	34	33	15	27
	Reliance Close Ended Equity Fund Series B - Gr	6.07	-11.92	-2.65	-9.84	33	34	4	26
	SBI Equity Opportunities Fund - Series 2 - Gr	6.96	-7.42	-5.53	-9.38	26	19	24	23
	SBI Equity Opportunities Fund - Series I - Gr	7.13	-7.17	-4.04	-7.90	23	17	11	13
	SBI Long Term Advantage Fund - Series I - Gr	6.60	-8.21	-6.48	-10.91	29	22	27	28
	SBI Long Term Advantage Fund - Series II - Gr	6.70	-8.56	-7.32	-9.01	28	25	30	20
	SBI Tax Advantage Fund Series I - Gr	7.62	-7.87	-5.13	-11.38	18	20	23	30
	SBI Tax Advantage Fund Series III - Gr	7.15	-9.25	-6.41	-9.82	22	29	26	25
	SBI Tax Advantage Fund Series II - Gr	8.97	-8.71	-4.99	-11.20	6	26	20	29
	Sundaram Long Term Tax Advantage Fund Series I - Gr	11.60	-4.99	-4.20	-11.68	1	8	14	31
	Sundaram Select Micro Cap - Series I - Gr	8.70	-12.46	-8.14	-8.10	9	36	37	16
	Sundaram Select Micro Cap - Series II - Gr	8.67	-12.36	-8.06	-7.78	10	35	36	12
	Sundaram Select Small Cap Fund Series II - Gr	9.20	-8.96	-5.08	-9.16	3	28	22	22
	Sundaram Select Small Cap Fund Series III - Gr	9.11	-8.72	-5.06	-6.42	4	27	21	7
	Sundaram Top 100 Series I (3 years) - Gr	8.41	-4.57	-4.15	-8.26	12	5	12	18
	Sundaram Top 100 Series II (3 years) - Gr	8.40	-4.62	-4.18	-8.17	13	6	13	17
	UTI Focussed Equity Fund Series - 1 - Gr	8.28	-5.42	-7.40	-15.31	16	13	31	37
UTI Focussed Equity Fund Series - II - Gr	7.24	-3.62	-4.66	-9.48	21	4	17	24	
UTI Long Term Advantage Fund I - Gr	8.38	-5.09	-3.27	-7.67	15	10	9	11	
UTI Long Term Advantage Fund II - Gr	8.40	-5.06	-3.17	-7.55	13	9	7	10	
<b>Avg. of Closed Ended Equity Funds</b>	<b>7.65</b>	<b>-7.40</b>	<b>-4.96</b>	<b>-8.45</b>					
<b>Universe</b>	<b>37</b>	<b>37</b>	<b>37</b>	<b>37</b>					

INTERNATIONAL FUNDS	Scheme Name	CAGR Returns %				Rank				Sharpe Ratio
		180 Days	1 Year	2 Years	3 Years	180 Days	1 Year	2Years	3 Years	
	Birla Sun Life Global Real Estate Fund - Gr	6.14	2.19	8.63	8.24	16	7	3	6	-0.010
	Birla Sun Life International Equity Fund - A - Gr *	1.45	-5.34	1.79	8.83	24	17	10	5	-0.039
	DSP BlackRock World Energy Fund - Gr *	3.88	-12.98	-10.59	-1.51	21	27	27	17	-0.041
	DSP BlackRock World Mining Fund - Regular Gr *	12.86	-17.11	-20.98	-15.09	5	31	29	23	-0.038
	ICICI Prudential Global Stable Equity Fund - Gr *	10.86	9.33	10.81	N.A.	6	2	1	-	0.033
	L&T Global Real Assets Fund - Gr *	5.55	-4.37	-2.40	3.15	18	15	18	12	-0.029
	Reliance Japan Equity Fund - Gr *	-0.72	-1.98	N.A.	N.A.	27	10	-	-	-0.025
	Sundaram Global Advantage Fund - Gr *	6.54	-9.51	-5.70	-1.81	15	23	22	18	-0.050
	Franklin Templeton Asian Equity Fund - Gr *	9.86	-3.91	4.76	7.00	8	13	8	7	-0.031
	HSBC Asia Pacific Dividend Yield Fund - Gr	7.05	-5.93	0.18	N.A.	12	19	13	-	-0.034
	JP Morgan JF Asean Equity Off-shore - Gr *	16.02	-4.50	0.83	1.14	4	16	12	13	-0.029
	JP Morgan Funds - JF Greater China Equity Fund *	1.46	-9.60	3.37	8.88	23	24	9	4	-0.029
	Mirae Asset China Advantage Fund - Gr *	-0.02	-14.22	-0.66	5.86	26	29	15	8	-0.036
	HSBC Emerging Markets Fund - Gr	7.46	-10.36	-2.98	-0.61	9	25	19	15	-0.041
	Kotak Global Emerging Market Fund - Gr *	0.25	-11.95	-4.36	1.05	25	26	21	14	-0.052
	Principal Global Opportunity Fund Gr *	2.98	-8.72	-2.39	-0.81	22	21	17	16	-0.046
	Birla Sun Life CEF - Global Agri Plan - Growth *	5.35	-0.21	1.61	4.56	19	8	11	9	-0.016
	DHFL Pramerica Global Agribusiness Offshore Fund - Gr *	-1.76	-14.08	-9.01	-2.72	29	28	26	19	-0.070
	DSP BlackRock World Agriculture Fund - Gr *	7.13	-3.50	-0.83	4.35	11	12	16	10	-0.030
	DSP BlackRock World Gold Fund - Gr *	37.10	18.46	-0.62	-8.04	1	1	14	21	0.037
	Kotak World Gold Fund Standard - Gr *	36.21	7.44	-6.75	-10.30	2	3	25	22	0.012
	DHFL Pramerica Top Euroland Offshore Fund - Gr *	-2.01	-5.80	-5.89	4.34	30	18	23	11	-0.022
	JP Morgan Europe Dynamic Equity Offshore Fund - Gr *	-2.87	-4.33	-4.15	N.A.	31	14	20	-	-0.021
	Religare Invesco Pan European Equity Fund Regular - Gr *	-4.69	-8.75	-6.30	N.A.	32	22	24	-	-0.035
	DSP BlackRock US Flexible Equity Fund - Gr *	5.62	2.31	7.01	14.78	17	6	6	3	-0.002
	Franklin India Feeder - Franklin U.S. Opp Fund - Gr *	-1.23	-3.43	7.88	16.11	28	11	5	2	-0.025
	ICICI Prudential US Bluechip Equity Fund - Gr *	9.98	6.11	8.01	17.08	7	4	4	1	0.006
	JP Morgan US Value Equity Offshore Fund - Gr *	4.22	-1.16	5.52	N.A.	20	9	7	-	-0.025
	Kotak US Equity Fund - Gr *	6.89	4.20	8.74	N.A.	13	5	2	-	-0.001
	Reliance Us Equity Opportunities Fund - Gr	6.65	N.A.	N.A.	N.A.	14	-	-	-	-0.027
	Birla Sun Life Global Commodities Fund - Gr	7.20	-8.38	-12.18	-5.23	10	20	28	20	-0.035
	HSBC Brazil Fund - Gr	21.72	-15.74	-21.71	-18.61	3	30	30	24	-0.023
	<b>Avg. of International Equity Funds</b>	<b>7.10</b>	<b>-4.38</b>	<b>-1.61</b>	<b>1.69</b>					
	<b>Universe</b>	<b>32</b>	<b>31</b>	<b>30</b>	<b>24</b>					

### Equity Funds - International

### Equity Savings Funds

Scheme Name	CAGR Returns %				Rank				Quartile (30 Days)	Quartile (90 Days)	Quartile (180 Days)	Quartile (1 year)
	30 Days	90 Days	180 Days	1 Year	30 Days	90 Days	180 Days	1 Year				
Axis Equity Saver Fund - Gr *	2.81	-1.89	-1.00	N.A.	6	9	10	-	3	4	4	-
Birla Sun Life Equity Savings Fund - Gr *	3.17	-0.57	-0.19	0.01	5	7	7	6	2	3	3	4
DHFL Pramerica Equity Income Fund - Gr *	1.84	0.50	1.88	5.70	9	2	3	1	4	1	2	1
ICICI Prudential Equity Income Fund - Gr *	3.90	-0.48	1.96	1.27	1	6	2	4	1	3	1	3
JP Morgan India Equity Income Fund - Gr *	2.40	0.01	0.66	1.62	8	5	5	3	4	2	2	2
Kotak Equity Savings Fund - Gr *	1.81	0.06	0.79	2.82	10	3	4	2	4	2	2	2
L&T Equity Savings Fund - Gr *	2.57	-1.31	-0.30	0.32	7	8	9	5	3	4	4	3
Reliance Equity Savings Fund - Gr *	3.74	-2.00	-0.23	N.A.	2	10	8	-	1	4	4	-
SBI Equity Savings Fund - Gr *	3.58	0.73	3.52	N.A.	3	1	1	-	2	1	1	-
Tata Regular Saving Equity Fund Reg - Gr *	3.51	0.03	0.45	-1.02	4	4	6	7	2	2	3	4
<b>Avg. of Equity Savings Funds</b>	<b>2.93</b>	<b>-0.49</b>	<b>0.75</b>	<b>1.53</b>								



Child Funds

Scheme Name	CAGR Returns %				Rank				Quartile (180 Days)	Quartile (1 year)	Quartile (3 years)	Quartile (5 years)	Sharpe Ratio
	180 Days	1 Year	3 Years	5 Years	180 Days	1 Year	3 Years	5 Years					
HDFC Children Gift Investment	-0.41	-2.99	19.07	14.09	6	7	1	1	3	4	1	1	-0.031
HDFC Children Gift Savings	2.11	4.23	11.92	10.41	3	3	8	6	2	2	4	3	-0.001
ICICI Prudential Child Care Plan-Gift Plan	-1.63	-4.99	18.24	12.31	7	8	2	3	4	4	1	2	-0.038
ICICI Prudential Child Care Plan-Study Plan	0.86	5.10	17.21	13.74	4	2	3	2	2	1	2	1	0.011
LIC Nomura MF Childrens Fund - Gr *	3.57	-0.69	13.02	6.68	2	5	6	8	1	3	3	4	-0.026
SBI Magnum Children Benefit Plan *	6.39	6.86	14.45	11.51	1	1	4	4	1	1	2	2	0.025
Tata Young Citizen Fund (after 7 years)	-1.75	-2.65	12.48	10.26	8	6	7	7	4	3	4	4	-0.047
UTI Childrens Career Balanced Plan-Gr	0.45	2.41	14.20	10.93	5	4	5	5	3	2	3	3	-0.017
<b>Average of Child Funds</b>	<b>1.20</b>	<b>0.91</b>	<b>15.07</b>	<b>11.24</b>									
<b>Universe</b>	<b>8</b>	<b>8</b>	<b>8</b>	<b>8</b>									

Balanced Funds

Scheme Name	CAGR Returns %				Rank				Quartile (180 Days)	Quartile (1 year)	Quartile (3 years)	Quartile (5 years)	Sharpe Ratio
	180 Days	1 Year	3 Years	5 Years	180 Days	1 Year	3 Years	5 Years					
Baroda Pioneer Balance Fund - Gr *	-3.04	-6.28	12.14	6.89	13	14	16	17	3	3	4	4	-0.047
Birla Sun Life Balanced 95 Fund - Gr *	-0.36	-2.48	18.35	11.93	5	7	6	9	1	2	2	2	-0.027
Canara Robeco Balance Fund - Div *	-3.13	-5.60	16.43	12.08	15	13	12	8	3	3	3	2	-0.029
DHFL Pramerica Balance Adv. Fund - Gr *	-3.55	-8.03	15.10	8.00	17	18	13	16	4	4	3	4	-0.038
DSP BlackRock Balance Fund - Gr *	-0.95	-1.67	16.62	9.90	8	5	9	12	2	2	2	3	-0.020
Franklin India Balance Fund Gr *	-0.21	-0.97	19.45	12.84	3	3	5	6	1	1	2	2	-0.021
HDFC Balance Fund Gr *	-1.11	-1.93	20.44	14.07	10	6	2	2	2	2	1	1	-0.026
HDFC Prudence Fund - Gr *	-4.66	-6.89	16.47	10.59	20	16	10	10	4	4	3	3	-0.037
ICICI Prudential Balanced Fund - Reg Gr *	-1.01	-3.05	17.88	14.02	9	9	8	3	2	2	2	1	-0.030
JM Balanced Fund Gr - Growth Option *	-1.99	-6.46	16.45	9.47	12	15	11	13	3	4	3	3	-0.049
Kotak Balance - Div *	-0.35	-3.46	11.53	8.98	4	10	17	14	1	3	4	3	-0.033
L&T India Prudence Fund - Gr *	-1.55	0.07	21.16	13.46	11	1	1	4	3	1	1	1	-0.021
LIC Nomura Balance Fund - Gr *	-4.29	-12.03	9.59	6.76	19	19	18	18	4	4	4	4	-0.071
Mirae Asset Prudence Fund - Gr *	0.03	N.A.	N.A.	N.A.	2	-	-	-	1	-	-	-	---
Principal Balance Fund - Gr *	-0.89	-2.94	14.83	10.07	7	8	14	11	2	2	3	3	-0.026
Reliance Reg. Savings Fund Balance Plan - Gr *	-0.65	-0.25	18.22	12.44	6	2	7	7	2	1	2	2	-0.014
SBI Magnum Balance Fund - Div *	0.38	-1.27	20.11	13.39	1	4	4	5	1	1	1	2	-0.025
Sundaram Balanced Fund Gr *	-3.93	-7.55	8.45	4.24	18	17	19	19	4	4	4	4	-0.058
Tata Balanced Fund - Regular Plan - Gr *	-3.07	-5.29	20.14	14.63	14	12	3	1	3	3	1	1	-0.042
UTI Balance Fund Gr *	-3.15	-4.50	13.17	8.63	16	11	15	15	4	3	4	4	-0.038
<b>Average of Balanced Funds</b>	<b>-1.87</b>	<b>-4.24</b>	<b>16.13</b>	<b>10.65</b>									
<b>Universe</b>	<b>20</b>	<b>19</b>	<b>19</b>	<b>19</b>									

Monthly Income Plans (Max. Equity 15%)

Scheme Name	Annualised Returns %				Rank				Quartile (180 Days)	Quartile (1 year)	Quartile (2 years)	Quartile (3 years)	Sharpe Ratio
	180 Days	1 Year	2 Years	3 Years	180 Days	1 Year	2 Years	3 Years					
Birla Sun Life MIP - Gr *	3.08	4.30	9.38	8.90	9	9	10	11	3	3	3	3	-0.001
Birla Sun Life Monthly Income - Gr *	3.06	4.79	11.43	9.99	10	7	4	4	3	2	1	1	0.007
Birla Sun Life Monthly Income Plan II - Savings 5 - Gr *	4.75	6.05	11.77	10.38	7	4	3	2	2	1	1	1	0.031
BNP Paribas Monthly Income Plan - Gr *	2.72	2.64	10.53	9.87	11	15	6	6	3	4	2	2	-0.029
BOI AXA Regular Return Fund - Regular - Gr *	4.97	5.66	10.09	9.83	5	5	8	7	2	2	2	2	0.018
Canara Robeco Yield Advantage Fund - Gr *	6.04	6.41	6.93	6.97	3	2	15	15	1	1	4	4	-0.038
HDFC MF Monthly Income Plan - ST - Gr *	2.27	2.69	9.20	8.84	12	14	12	12	3	4	3	3	-0.024
HDFC Multiple Yield Fund - Plan 2005 - Gr *	5.08	4.42	10.46	10.80	4	8	7	1	1	2	2	1	0.004
HSBC MIP - Regular Plan - Gr	0.42	2.74	8.97	8.26	15	13	13	13	4	4	4	4	-0.029
ICICI Prudential MIP - Gr *	2.20	2.96	11.07	9.98	13	11	5	5	4	3	2	2	-0.015
ICICI Prudential Regular Income Fund - Gr *	8.27	8.95	11.86	9.20	1	1	2	9	1	1	1	3	0.514
JM MIP Fund - Growth Option	6.51	5.25	9.29	9.56	2	6	11	8	1	2	3	2	0.011
LIC Nomura Monthly Income Plan Gr *	1.63	2.79	6.84	7.54	14	12	16	14	4	3	4	4	-0.036
Principal Debt Savings Fund - MIP - Gr *	0.04	1.50	7.21	5.53	16	16	14	16	4	4	4	4	-0.046
SBI Magnum Monthly Income Plan-Gr *	4.91	6.12	12.45	10.20	6	3	1	3	2	1	1	1	0.032
UTI Monthly Income Scheme - Gr *	3.09	4.10	10.00	9.16	8	10	9	10	2	3	3	3	-0.011
<b>Average of MIP 15%</b>	<b>3.69</b>	<b>4.46</b>	<b>9.84</b>	<b>9.06</b>									
<b>Universe</b>	<b>16</b>	<b>16</b>	<b>16</b>	<b>16</b>									



## Monthly Income Plans (Max. Equity 20%)

Scheme Name	Annualised Returns %				Rank				Quartile (180 Days)	Quartile (1 year)	Quartile (2 years)	Quartile (3 years)	Sharpe Ratio
	180 Days	1 Year	2 Years	3 Years	180 Days	1 Year	2 Years	3 Years					
Baroda Pioneer MIP Fund - Growth Plan *	3.03	3.27	9.57	9.12	4	4	7	6	2	2	4	3	-0.019
Canara Robeco Monthly Income Plan - Gr *	-1.16	1.16	9.74	10.51	8	7	5	3	4	4	3	2	-0.038
Franklin India MIP - Gr *	4.08	3.74	12.86	11.59	2	3	1	1	1	2	1	1	-0.004
Kotak Monthly Income Plan - Gr *	3.23	4.23	11.34	10.13	3	2	3	4	2	1	2	2	-0.001
L&T Monthly Income Plan - Gr *	-0.11	1.15	9.60	7.88	7	8	6	7	4	4	3	4	-0.044
Reliance MIP - Gr *	1.71	2.87	12.57	11.05	6	5	2	2	3	3	1	1	-0.020
SBI Regular Savings Fund - Regular Plan - Gr	7.30	6.67	11.32	9.95	1	1	4	5	1	1	2	3	0.046
Sundaram Monthly Income Plan - Moderate - Gr *	2.58	2.33	5.90	6.18	5	6	8	8	3	3	4	4	-0.036
<b>Average of MIP 20%</b>	<b>2.58</b>	<b>3.18</b>	<b>10.36</b>	<b>9.55</b>									
<b>Universe</b>	<b>8</b>	<b>8</b>	<b>8</b>	<b>8</b>									

## Monthly Income Plans (Max. Equity 30%)

Scheme Name	Annualised Returns %				Rank				Quartile (180 Days)	Quartile (1 year)	Quartile (2 years)	Quartile (3 years)	Sharpe Ratio
	180 Days	1 Year	2 Years	3 Years	180 Days	1 Year	2 Years	3 Years					
Birla Sun Life Monthly Income Plan II - Wealth 25 - Gr *	0.60	2.24	13.99	13.58	5	7	1	1	3	4	1	1	-0.016
DSP BlackRock MIP Fund - Gr *	1.03	2.54	9.86	9.46	4	4	7	7	3	3	4	4	-0.027
HDFC MF Monthly Income Plan - LT - Gr *	0.60	2.46	11.57	10.56	5	5	4	4	3	3	3	3	-0.019
HSBC MIP - Saving Plan - Gr	0.50	2.31	10.16	9.89	7	6	6	5	4	4	4	3	-0.028
ICICI Prudential MIP 25 Gr *	1.62	2.82	12.56	11.61	3	3	2	3	2	2	2	2	-0.014
IDFC Monthly Income Plan - Regular Gr *	2.03	3.30	11.29	9.87	2	2	5	6	2	2	3	4	-0.013
UTI MIS Advantage Growth *	3.42	4.32	12.48	11.78	1	1	3	2	1	1	2	2	-0.001
<b>Average of MIP 30%</b>	<b>1.40</b>	<b>2.86</b>	<b>11.70</b>	<b>10.96</b>									
<b>Universe</b>	<b>7</b>	<b>7</b>	<b>7</b>	<b>7</b>									

## Gold Funds

Scheme Name	CAGR Returns %				Rank				Quartile (30 Days)	Quartile (90 Days)	Quartile (180 Days)	Quartile (1 year)
	30 Days	90 Days	180 Days	1 Year	30 Days	90 Days	180 Days	1 Year				
Axis Gold Fund - Gr *	-5.29	13.91	8.00	2.36	10	2	6	9	4	1	3	4
Birla Sun Life Gold Fund - Gr *	-3.51	12.35	9.03	5.79	9	6	3	6	4	3	2	3
Canara Robeco Gold Savings Fund - Gr *	-2.91	12.45	8.18	5.90	6	5	5	5	3	2	2	2
HDFC Gold Fund - Gr *	-3.36	10.99	7.23	5.41	7	8	9	7	3	4	4	3
ICICI Pru Regular Gold Savings Fund - Gr *	-2.31	12.16	9.07	7.13	3	7	2	1	2	3	1	1
Kotak Gold Fund - Gr *	-0.79	14.29	10.60	7.09	1	1	1	2	1	1	1	1
Quantum Gold Savings Fund - Gr *	-3.41	10.84	5.41	4.58	8	9	10	8	4	4	4	4
Reliance Gold Savings Fund - Gr *	-2.70	12.95	8.77	6.18	5	4	4	3	2	2	2	2
Religare Invesco Gold Fund - Gr *	-1.55	6.46	7.52	1.36	2	10	8	10	1	4	4	4
SBI Gold Fund - Gr *	-2.49	13.45	7.88	6.11	4	3	7	4	2	2	3	2
<b>Avg. of Gold Funds</b>	<b>-2.83</b>	<b>11.99</b>	<b>8.17</b>	<b>5.19</b>								

## Liquid &amp; Floating Rate Funds

Scheme Name	Annualised Returns %				Rank				Quartile (7 days)	Quartile (15 days)	Quartile (30 days)	Quartile (90 days)
	7 Days	15 Days	30 Days	90 Days	7 Days	15 Days	30 Days	90 Days				
Axis Liquid Fund - Gr *	12.48	9.72	8.84	8.00	30	28	29	26	3	3	3	3
Baroda Pioneer Liquid Fund - Plan A - Gr *	17.21	11.64	9.86	8.39	2	2	1	1	1	1	1	1
Birla Sun Life Cash Plus - Growth *	13.66	10.14	9.04	8.07	9	17	18	17	1	2	2	2
Birla SL Floating Rate Fund Short Term Plan - Gr *	12.55	9.62	8.83	7.98	28	34	31	31	3	3	3	3
BNP Paribas Overnight Fund - Gr	13.35	9.88	8.90	8.00	13	24	24	26	2	3	3	3
Canara Robeco Liquid Fund - Regular Plan - Gr	13.20	10.44	9.17	8.10	15	8	8	12	2	1	1	2
DHFL Pramerica Insta Cash Plus fund - Gr *	13.20	9.99	9.04	8.13	15	21	18	9	2	2	2	1
DSP BlackRock Liquidity Fund - Institutional - Gr *	13.57	10.07	9.01	8.03	10	20	20	22	1	2	2	2
Edelweiss Liquid Fund - Gr *	7.80	7.23	6.96	6.87	43	43	44	43	4	4	4	4
Franklin India Cash Management Account - Gr	11.57	8.32	7.62	6.72	39	41	41	44	4	4	4	4
Franklin India Treasury Mngt. Super Instit. Plan - Gr	14.49	10.47	9.34	8.23	7	7	5	2	1	1	1	1
HDFC CMF - Call Plan - Gr *	7.58	6.73	6.69	6.70	44	45	45	45	4	4	4	4
HDFC CMF - Savings Plan - Gr *	12.16	9.30	8.63	7.85	37	38	37	35	4	4	4	4
HDFC Liquid Fund - Gr *	12.95	9.71	8.86	8.02	20	30	27	23	2	3	3	2
HSBC Cash Fund - Gr	12.57	9.59	8.72	7.92	27	35	35	34	3	4	4	3
ICICI Prudential Liquid Regular Plan - Gr *	13.16	9.95	9.01	8.06	17	23	20	18	2	2	2	2
ICICI Prudential Money Market Fund - Gr	12.26	9.36	8.49	7.62	36	37	38	38	4	4	4	4

## Liquid &amp; Floating Rate Funds

Scheme Name	Annualised Returns %				Rank				Quartile (7 days)	Quartile (15 days)	Quartile (30 days)	Quartile (90 days)
	7 Days	15 Days	30 Days	90 Days	7 Days	15 Days	30 Days	90 Days				
IDBI Liquid Fund - Gr *	12.36	10.15	9.01	8.00	34	16	20	26	3	2	2	3
IDFC Cash Fund - Regular Plan - Gr *	14.64	10.54	9.25	8.10	4	4	6	12	1	1	1	2
Indiabulls Liquid Fund - Growth	12.60	10.20	9.16	8.18	25	12	9	5	3	2	1	1
JM Floater Fund - Short Term Plan - Gr *	6.18	6.22	6.08	6.39	46	46	46	46	4	4	4	4
JM High Liquidity Fund-Super Instit. Plan Gr	12.58	10.31	9.14	8.15	26	9	12	8	3	1	2	1
JP Morgan India Liquid Fund - Super Instit. Gr *	8.83	7.29	7.06	7.11	42	42	42	40	4	4	4	4
Kotak Floater Short Term - Gr *	14.11	10.16	9.12	8.13	8	14	13	9	1	2	2	1
Kotak Liquid Plan A - Gr *	14.55	10.53	9.25	8.12	6	5	6	11	1	1	1	1
L&T Cash Fund - Gr *	12.48	8.77	8.41	7.09	30	40	39	41	3	4	4	4
L&T Liquid Fund - Growth *	13.41	10.11	9.09	8.06	12	18	14	18	2	2	2	2
LIC Nomura Liquid Fund Gr *	13.01	9.72	8.85	8.00	18	28	28	26	2	3	3	3
Peerless Liquid Fund - Growth *	12.86	9.76	8.72	8.08	21	26	35	15	2	3	4	2
Principal Cash Management Fund - Gr *	12.76	9.75	8.90	8.05	22	27	24	21	2	3	3	2
Principal Retail Money Manager Fund - Gr	12.30	9.52	8.83	8.17	35	36	31	7	4	4	3	1
Reliance Liquid Fund - Treasury Plan - Gr *	13.24	9.97	9.06	8.06	14	22	17	18	2	2	2	2
Reliance Liquid Fund Cash Plan - Gr *	15.37	10.19	8.87	7.53	3	13	26	39	1	2	3	4
Reliance Liquidity Fund - Gr *	12.54	9.64	8.83	7.96	29	33	31	32	3	3	3	3
Religare Invesco Liquid Fund - Gr *	12.48	9.65	8.84	7.99	30	32	29	30	3	3	3	3
SBI Magnum Insta Cash - Gr *	13.50	10.50	9.35	8.22	11	6	4	3	1	1	1	1
SBI Magnum Insta Cash Fund Liquid Floater Plan - Gr *	18.39	11.76	9.84	7.77	1	1	2	36	1	1	1	4
SBI Premier Liquid Fund - Gr *	14.56	11.11	9.59	8.21	5	3	3	4	1	1	1	1
Sundaram Money Fund Regular - Gr	11.52	9.66	8.76	7.95	40	31	34	33	4	3	3	3
Tata Liquid Fund Regular Plan - Growth *	12.70	10.16	9.07	8.02	24	14	16	23	3	2	2	2
Tata Liquidity Management Fund Reg Plan - Gr *	7.25	7.14	7.01	7.05	45	44	43	42	4	4	4	4
Tata Money Market Fund Regular Plan - Gr *	11.77	9.80	8.96	8.02	38	25	23	23	4	3	2	2
Taurus Liquid Fund - Super Instit. - Gr	13.00	10.09	9.09	8.18	19	19	14	5	2	2	2	1
Union KBC Liquid Fund - Gr	9.83	8.91	8.32	7.76	41	39	40	37	4	4	4	4
UTI Liquid Cash Plan Institutional - Gr *	12.72	10.29	9.16	8.08	23	10	9	15	2	1	1	2
UTI Money Market Fund - Instit. Gr *	12.41	10.24	9.15	8.09	33	11	11	14	3	1	1	2
<b>Average of Liquid Funds</b>	<b>12.56</b>	<b>9.66</b>	<b>8.73</b>	<b>7.85</b>								
<b>Universe</b>	<b>46</b>	<b>46</b>	<b>46</b>	<b>46</b>								

## Money Manager &amp; Floating Rate Funds

Scheme Name	Annualised Returns %				Rank				Quartile (7 days)	Quartile (15 days)	Quartile (30 days)	Quartile (90 days)
	7 Days	15 Days	30 Days	90 Days	7 Days	15 Days	30 Days	90 Days				
Axis Banking Debt Fund - Gr *	27.84	16.02	13.89	9.13	2	13	10	7	1	1	1	1
Axis Treasury Advantage Fund - Gr *	21.98	13.56	11.57	8.43	18	46	51	39	2	3	3	3
Baroda Pioneer Treasury Advantage Fund Plan A - Gr *	22.74	16.04	13.57	9.34	17	12	12	6	1	1	1	1
Birla Sun Life Cash Manager - Growth *	19.26	13.52	12.03	8.45	43	47	43	37	3	3	3	3
Birla Sun Life Floating Rate Fund - Long Term - Growth *	20.63	15.43	12.87	7.93	36	20	17	57	3	2	1	4
Birla Sun Life Savings Fund - Gr *	18.59	14.26	12.72	8.84	48	33	20	17	3	2	2	1
Birla Sun Life Treasury Optimizer Plan - Growth	20.56	22.80	21.46	10.19	38	4	3	2	3	1	1	1
BNP Paribas Money Plus Fund - Gr *	26.67	15.76	12.53	8.38	4	16	26	42	1	1	2	3
BOI AXA Treasury Advantage Fund - Retail Plan - Gr *	20.83	14.17	12.65	8.82	32	37	23	19	2	3	2	2
Canara Robeco Savings Plus Fund - Regular Plan - Gr	21.73	14.81	12.45	8.59	21	28	29	31	2	2	2	2
Canara Robeco Treasury Advantage Fund - Reg Gr	21.30	14.93	12.23	8.30	26	26	37	43	2	2	3	3
DHFL Pramerica Income Advantage Fund - Gr *	20.14	29.81	24.25	9.01	40	2	1	9	3	1	1	1
DHFL Pramerica Short Term Floating Rate Fund - Gr *	21.48	14.22	12.77	8.55	25	36	19	34	2	3	2	2
DHFL Pramerica Ultra Short Term Fund - Gr *	20.56	13.09	11.74	8.86	38	52	48	16	3	4	3	1
DHFL Pramerica Low Duration Fund - Gr *	16.57	12.66	11.21	9.04	56	56	54	8	4	4	4	1
DSP BlackRock Money Manager Fund Gr *	16.75	11.01	10.00	7.39	55	59	59	61	4	4	4	4
DSP BlackRock Treasury Bill Fund - Gr *	14.04	9.97	8.21	7.02	61	64	65	63	4	4	4	4
DSP BlackRock Ultra Short Term Fund - Gr	24.17	14.43	12.70	8.62	11	32	21	29	1	2	2	2
Edelweiss Ultra Short Term Bond Fund - Gr *	18.51	14.56	12.14	8.18	50	30	39	48	3	2	3	3
Franklin India Low Duration Fund - Gr *	20.59	15.52	12.35	7.00	37	18	32	64	3	2	2	4
Franklin India Savings Plus Fund - Gr *	19.19	12.83	11.17	8.23	45	55	56	46	3	4	4	3



## Money Manager &amp; Floating Rate Funds

Scheme Name	Annualised Returns %				Rank				Quartile (7 days)	Quartile (15 days)	Quartile (30 days)	Quartile (90 days)
	7 Days	15 Days	30 Days	90 Days	7 Days	15 Days	30 Days	90 Days				
Franklin India Ultra Short Bond Fund - Super Instit. - Gr *	19.23	13.66	12.06	9.39	44	41	42	5	3	3	3	1
HDFC CMF - Treasury Advantage Plan - Retail - Gr *	18.56	13.52	12.11	7.84	49	47	40	58	3	3	3	4
HDFC Floating Rate Income Fund - L.T.P - Gr *	24.08	21.58	16.22	9.70	12	5	5	4	1	1	1	1
HDFC Floating Rate Income Fund S.T.P Wholesale Gr *	19.15	13.63	12.26	8.71	46	44	36	22	3	3	3	2
HSBC Floating Rate Fund - Long Term Fund - Reg. - Gr	10.91	7.77	7.15	6.42	65	66	66	67	4	4	4	4
HSBC Ultra Short Term Bond Fund - Growth	24.45	14.47	11.92	7.84	10	31	45	58	1	2	3	4
ICICI Prudential Banking & PSU Debt Fund - Gr *	20.70	29.53	23.48	10.16	35	3	2	3	3	1	1	1
ICICI Prudential Flexible Income Regular Plan - Gr *	21.72	15.21	13.03	8.87	22	22	15	14	2	2	1	1
ICICI Prudential Savings Fund - Gr *	15.21	13.23	13.06	8.52	59	50	14	35	4	3	1	3
ICICI Prudential Ultra Short Term Plan - Gr *	17.16	17.48	14.24	8.87	53	7	6	14	4	1	1	1
IDBI Ultra Short Term Fund - Gr *	22.78	13.85	11.77	7.94	16	38	47	56	1	3	3	4
IDFC Money Manager Fund - Investment Plan Reg Gr *	12.39	15.93	13.98	8.00	64	14	8	52	4	1	1	4
IDFC Money Manager Fund - Treasury Reg Plan Gr *	18.70	14.24	12.07	7.99	47	34	41	54	3	2	3	4
IDFC Ultra Short Term Fund - Regular Plan - Gr *	23.21	16.71	13.70	8.99	15	8	11	10	1	1	1	1
Indiabulls Ultra Short Term Fund - Gr	21.79	13.47	11.32	8.61	20	49	53	30	2	3	4	2
JM Floater Fund - Long Term Plan Fund - Gr	13.61	10.03	9.09	8.28	62	63	62	44	4	4	4	3
JM Money Manager Fund - Regular Plan - Gr	23.62	15.11	12.20	8.64	14	24	38	26	1	2	3	2
Kotak Banking & PSU Debt Fund - Gr *	21.64	13.04	12.38	8.15	23	54	31	49	2	4	2	3
Kotak Flexi Debt Scheme Plan A - Growth *	18.30	30.12	21.18	10.80	51	1	4	1	3	1	1	1
Kotak Low Duration Fund Standard Gr *	21.17	13.68	11.69	8.22	28	40	49	47	2	3	3	3
Kotak Treasury Advantage Fund - Gr *	19.48	13.09	11.55	8.11	42	52	52	50	3	4	4	3
L&T Floating Rate Fund - Gr *	26.40	16.22	12.30	8.71	5	10	34	22	1	1	2	2
L&T Low Duration Fund - Gr *	26.15	14.88	11.21	8.00	6	27	54	52	1	2	4	4
L&T Ultra Short Term Fund - Gr *	24.57	15.10	12.66	8.68	9	25	22	24	1	2	2	2
LIC Nomura Income Plus Fund - Gr *	17.60	11.98	10.14	7.31	52	57	58	62	4	4	4	4
Mirae Asset Ultra Short Term Bond Fund - Instit. Gr	15.87	10.37	8.87	6.80	57	61	63	66	4	4	4	4
Motilal Oswal Most Ultra Short Term Bond Fund - Gr *	10.00	7.51	7.05	6.16	67	67	67	68	4	4	4	4
Peerless Ultra Short Term Fund - Growth *	16.98	11.39	10.49	7.75	54	58	57	60	4	4	4	4
Principal Bank CD Fund - Gr *	27.71	15.79	12.93	8.90	3	15	16	12	1	1	1	1
Principal Debt Opp. Fund Conservative Plan - Gr	20.75	13.60	11.99	8.56	34	45	44	33	2	3	3	2
Principal Debt Opp. Fund Corporate Bond Plan - Gr *	13.11	10.20	9.57	8.58	63	62	61	32	4	4	4	2
Reliance Floating Rate Fund - Short Term Plan - Gr *	15.53	15.62	13.91	7.95	58	17	9	55	4	1	1	4
Reliance Medium Term Fund Gr *	19.54	13.17	12.34	8.48	41	51	33	36	3	3	2	3
Reliance Money Manager Fund - Gr *	20.93	13.64	12.39	8.68	30	42	30	24	2	3	2	2
Religare Invesco Credit Opportunities Fund - Gr *	10.87	9.05	8.58	8.08	66	65	64	51	4	4	4	3
Religare Invesco Ultra Short Term Fund - Gr *	20.89	13.64	11.64	8.27	31	42	50	45	2	3	3	3
SBI Savings Fund - Gr *	24.00	15.23	12.48	8.64	13	21	28	26	1	2	2	2
SBI Treasury Advantage Fund - Gr *	25.00	15.20	13.23	8.77	8	23	13	20	1	2	1	2
SBI Ultra Short Term Debt Fund - Gr *	21.85	14.23	12.28	8.72	19	35	35	21	2	3	3	2
Sundaram Flexible Fund - STP - Regular - Gr *	31.13	16.39	12.63	8.83	1	9	24	18	1	1	2	2
Sundaram Ultra Short Term - Regular - Gr *	21.54	14.65	12.53	8.63	24	29	26	28	2	2	2	2
Tata Floater Fund Regular Plan - Gr *	20.83	13.73	11.89	8.40	32	39	46	41	2	3	3	3
Tata Treasury Manager Fund Regular Plan - Gr *	25.47	15.45	12.82	8.41	7	19	18	40	1	2	2	3
Taurus Ultra Short Term Bond Fund - Super Instit. Gr	15.05	10.87	9.71	8.44	60	60	60	38	4	4	4	3
Union KBC Ultra Short Term Debt Fund - Gr	8.04	7.12	6.99	6.97	68	68	68	65	4	4	4	4
UTI Floating Rate Fund - Short Term Plan Gr *	21.24	17.87	14.10	8.94	27	6	7	11	2	1	1	1
UTI Treasury Advantage Fund - Instit. Plan Gr *	20.98	16.06	12.56	8.90	29	11	25	12	2	1	2	1
<b>Avg. of Money Manager &amp; Floating Rate Funds</b>	<b>20.06</b>	<b>14.67</b>	<b>12.47</b>	<b>8.43</b>								
<b>Universe</b>	<b>68</b>	<b>68</b>	<b>68</b>	<b>68</b>								

## Short Term Funds

Scheme Name	Annualised Returns %				Rank				Quartile (30 days)	Quartile (90 days)	Quartile (180 days)	Quartile (1 Year)
	30 Days	90 Days	180 Days	1 Year	30 Days	90 Days	180 Days	1 Year				
Axis Short Term Fund - Gr *	16.79	8.91	7.62	8.11	8	13	18	14	1	2	2	2
Baroda Pioneer Short Term Bond Fund - Gr *	12.89	8.34	7.76	8.29	30	23	14	11	3	3	2	2
Birla Sun Life Short Term Fund - Gr *	12.74	8.95	8.19	8.70	32	12	9	7	4	2	1	1
BNP Paribas Short Term Income Fund - Growth *	13.38	8.03	7.17	7.80	26	29	29	28	3	3	3	3
BOI AXA Short Term Income Fund - Reg Gr *	12.06	8.57	7.69	8.79	36	20	15	5	4	2	2	1
Canara Robeco Short Term Fund - Regular Gr	12.75	7.49	6.95	7.49	31	34	33	33	4	4	4	4
DHFL Pramerica Banking & PSU Debt Fund - Gr *	16.85	8.77	7.59	8.06	7	16	19	17	1	2	2	2
DHFL Pramerica Short Maturity Fund - Gr *	15.00	8.60	7.66	8.03	17	18	17	20	2	2	2	2
DSP BlackRock Banking & PSU Debt Fund - Gr *	15.91	8.45	7.56	8.01	11	21	21	21	2	3	3	3
DSP BlackRock Short Term Fund - Gr *	13.58	8.19	7.44	7.96	25	26	23	23	3	3	3	3
Franklin India Banking & PSU Debt Fund - Gr	17.52	9.18	7.41	7.11	4	8	25	37	1	1	3	4
Franklin India Short Term Income Plan Gr *	8.68	-1.00	3.25	6.04	40	41	41	40	4	4	4	4
HDFC Banking and PSU Debt Fund - Gr *	17.47	9.42	8.58	8.93	5	5	5	3	1	1	1	1
HDFC HIF STP - Gr *	19.54	9.14	7.09	7.42	2	10	30	35	1	1	3	4
HDFC Medium Term Opportunities Fund - Gr *	15.87	9.30	8.29	8.52	13	7	7	9	2	1	1	1
HDFC Short Term Opportunities Fund - Gr *	13.15	8.32	7.80	8.43	29	24	12	10	3	3	2	1
HDFC Short Term Plan - Gr *	15.40	9.71	9.08	9.38	15	3	3	1	2	1	1	1
HSBC Income Fund Short Term Plan - Gr	14.23	7.32	6.60	7.44	21	36	37	34	3	4	4	4
ICICI Prudential Blended Fund Plan B - Gr	21.18	11.19	8.06	8.22	1	1	10	12	1	1	1	2
ICICI Prudential STP - Gr *	18.50	9.16	7.43	8.12	3	9	24	13	1	1	3	2
IDBI Short Term Bond Fund - Gr *	13.16	8.01	7.08	7.62	28	30	31	31	3	3	4	4
IDFC Banking Debt Fund - Regular Plan - Gr *	14.00	9.38	8.28	8.54	22	6	8	8	3	1	1	1
IDFC SSI - Short Term - Regular Plan - Gr *	15.90	8.58	7.77	8.10	12	19	13	15	2	2	2	2
JM Short Term Fund - Gr	16.68	8.82	7.08	6.87	9	15	31	38	1	2	4	4
JP Morgan India Banking And Psu Debt Fund - Gr *	12.50	7.82	7.23	7.75	34	33	28	29	4	4	3	3
Kotak Bond Short Term Plan - Gr *	14.26	8.00	6.94	7.93	20	31	34	24	2	4	4	3
L&T Short Term Income Fund - Gr *	13.17	8.84	8.65	8.93	27	14	4	3	3	2	1	1
L&T Short Term Opportunities - Gr *	13.92	6.96	6.86	7.82	24	38	36	27	3	4	4	3
LIC Nomura Savings Plus Fund - Gr *	11.51	7.90	7.40	7.59	38	32	26	32	4	4	3	4
Peerless Short Term Fund - Gr *	11.53	7.14	6.93	7.70	37	37	35	30	4	4	4	3
Principal Income Fund - STP - Gr *	15.50	8.98	7.93	8.04	14	11	11	19	2	2	2	2
Reliance Short Term Fund Gr *	14.35	8.43	7.57	7.91	19	22	20	25	2	3	2	3
Religare Invesco Bank Debt Fund - Gr *	11.28	4.95	4.59	5.96	39	40	40	41	4	4	4	4
Religare Invesco Medium Term Bond Fund - Gr	12.15	9.45	9.12	8.06	35	4	2	17	4	1	1	2
Religare Invesco Short Term Fund - Gr *	14.46	6.90	5.64	6.50	18	39	39	39	2	4	4	4
SBI Short Term Debt Fund - Gr *	15.04	8.73	7.67	8.07	16	17	16	16	2	2	2	2
Sundaram Select Debt ST Asset Plan Regular - Gr *	16.13	8.26	6.49	7.23	10	25	38	36	1	3	4	4
TATA Short Term Bond Fund Regular - Gr *	13.95	8.11	7.36	7.88	23	28	27	26	3	3	3	3
Taurus Short Term Income Fund - Gr *	8.44	8.19	8.31	8.71	41	26	6	6	4	3	1	1
UTI Banking & PSU Debt Fund - Gr *	16.87	10.31	9.62	9.20	6	2	1	2	1	1	1	1
UTI Short Term Income Fund - Instit. Gr *	12.63	7.42	7.49	7.98	33	35	22	22	4	4	3	3
<b>Average of Short Term Plan</b>	<b>14.41</b>	<b>8.22</b>	<b>7.44</b>	<b>7.93</b>								
<b>Universe</b>	<b>41</b>	<b>41</b>	<b>41</b>	<b>41</b>								

## Income Funds

Scheme Name	Annualised Returns %				Rank				Quartile (180 Days)	Quartile (1 year)	Quartile (3 years)	Quartile (5 years)	Sharpe Ratio
	180 Days	1 Year	3 Years	5 Years	180 Days	1 Year	3 Years	5 Years					
Axis Fixed Income Opportunities Fund - Gr *	7.91	8.67	N.A.	N.A.	2	2	-	-	1	1	-	-	0.250
Axis Income Fund - Gr *	5.90	6.76	8.79	N.A.	12	12	5	-	2	2	1	-	0.055
Baroda Pioneer Income Fund Gr *	5.65	5.69	8.15	8.51	13	21	11	15	2	3	2	3	0.030
Birla Sun Life Income Plus - Gr *	3.74	4.69	7.48	8.45	27	32	20	16	4	4	3	3	0.007

## Income Funds

Scheme Name	Annualised Returns %				Rank				Quartile (180 Days)	Quartile (1 year)	Quartile (3 years)	Quartile (5 years)	Sharpe Ratio
	180 Days	1 Year	3 Years	5 Years	180 Days	1 Year	3 Years	5 Years					
BNP Paribas Bond Fund - Gr *	5.33	6.99	8.31	8.70	14	10	8	11	2	2	2	2	0.098
BNPP Med.Term Income Fund - Gr *	6.81	7.34	N.A.	N.A.	6	7	-	-	1	1	-	-	0.227
Canara Robeco Income - Gr	3.02	4.72	8.16	8.52	33	31	10	13	4	4	2	2	0.009
Canara Rob Med.Term Opp Fund - Gr	6.60	7.09	N.A.	N.A.	7	8	-	-	1	1	-	-	0.171
DHFL Pramerica Premier Bond Fund - Gr *	6.25	6.79	7.37	7.63	8	11	22	25	1	2	4	4	0.211
DSP BlackRock Bond Fund - Gr *	4.37	5.56	7.67	8.10	22	22	18	21	3	3	3	4	0.028
Franklin India Corp Bond Opp Fund - Gr *	4.83	7.00	9.22	N.A.	18	9	2	-	3	2	1	-	0.105
Franklin India Dynamic Accrual Fund - Gr *	6.13	8.29	8.64	8.76	9	4	7	9	2	1	1	2	0.191
Franklin India Income Builder Account - Gr *	3.71	5.83	9.10	9.84	29	18	3	2	4	3	1	1	0.060
HDFC Income Fund Gr *	5.25	5.49	7.81	8.21	15	23	16	19	2	3	3	3	0.028
HSBC Income Fund Investment Plan - Gr	3.74	4.91	7.09	8.21	27	29	28	19	4	4	4	3	0.016
ICICI Prudential Corporate Bond Fund - Gr *	6.99	7.73	8.82	8.91	4	5	4	6	1	1	1	1	0.210
ICICI Prudential Income Plan-Gr *	5.03	5.73	7.74	8.31	16	20	17	17	2	3	3	3	0.026
ICICI Prudential Long Term Plan - Gr *	6.10	6.63	12.06	11.03	10	13	1	1	2	2	1	1	0.040
IDBI Debt Opportunities Fund - Gr *	7.34	8.34	N.A.	N.A.	3	3	-	-	1	1	-	-	0.501
IDFC SSIF - Investment Plan - Reg Gr *	3.13	4.91	8.04	9.03	31	29	13	4	4	4	2	1	0.014
IDFC SSIF - Medium Term - Reg Gr *	6.98	7.56	8.07	8.76	5	6	12	9	1	1	2	2	0.179
Indiabulls Income Fund - Gr	6.03	6.63	7.22	N.A.	11	13	24	-	2	2	4	-	0.088
JM Income Fund - Growth Option *	-1.24	2.06	6.70	7.49	35	35	29	26	4	4	4	4	-0.045
Kotak Bond Plan A - Gr *	4.42	5.32	7.47	8.82	21	24	21	8	3	3	3	2	0.020
Kotak Medium Term Fund - Gr *	8.97	9.28	N.A.	N.A.	1	1	-	-	1	1	-	-	0.316
L&T Triple Ace Bond Fund - Gr *	4.36	4.95	7.15	7.78	23	28	26	24	3	4	4	4	0.013
LIC Nomura Bond Gr *	3.39	4.42	7.18	8.05	30	34	25	23	4	4	4	4	0.007
Principal Dynamic Bond Fund LT Plan - Gr *	4.32	6.09	7.96	8.68	26	16	14	12	3	2	2	2	0.039
Reliance Income Fund - Retail Gr *	4.34	5.31	7.51	8.24	24	25	19	18	3	3	3	3	0.018
Religare Invesco Active Income Fund - Gr *	3.09	4.45	N.A.	N.A.	32	33	-	-	4	4	-	-	0.004
SBI Magnum Income Fund Gr *	4.75	5.86	7.14	8.83	20	17	27	7	3	2	4	2	0.032
Sundaram Bond Saver Regular - App *	4.34	5.06	7.37	8.10	24	26	22	21	3	3	4	4	0.014
Tata Income Fund Regular Plan - Gr *	4.90	6.29	8.71	8.93	17	15	6	5	2	2	1	1	0.047
Tata Income Plus Fund Regular Plan - Gr *	4.80	5.81	8.30	8.52	19	19	9	13	3	3	2	2	0.042
UTI Bond Fund - Gr *	2.86	5.02	7.90	9.39	34	27	15	3	4	4	3	1	0.015
<b>Avg. of Income Funds</b>	<b>4.98</b>	<b>6.09</b>	<b>8.04</b>	<b>8.61</b>									
<b>Universe</b>	<b>35</b>	<b>35</b>	<b>29</b>	<b>26</b>									

## Dynamic Bond Funds

Scheme Name	Annualised Returns %				Rank				Quartile (180 Days)	Quartile (1 year)	Quartile (3 years)	Quartile (5 years)	Sharpe Ratio
	180 Days	1 Year	3 Years	5 Years	180 Days	1 Year	3 Years	5 Years					
Axis Dynamic Bond Fund - Gr *	5.58	6.84	8.48	N.A.	9	9	14	-	2	2	3	-	0.061
Baroda Pioneer Dynamic Bond Fund - Gr *	6.39	6.98	9.15	N.A.	5	7	7	-	1	2	2	-	0.055
Birla Sun Life Dynamic Bond Fund - Gr *	6.05	7.77	9.91	9.98	7	3	2	1	2	1	1	1	0.070
BNP Paribas Flexi Debt Fund - Gr *	5.28	6.01	9.32	9.08	12	14	4	12	3	3	1	3	0.031
Canara Robeco Dynamic Bond Fund - Gr	4.52	5.47	9.00	9.30	16	19	10	6	3	4	2	2	0.022
DHFL Pramerica Dynamic Bond Fund - Gr *	3.09	5.75	7.90	N.A.	22	15	16	-	4	3	3	-	0.033
DSPBR Strategic Bond Fund - Instit. Gr *	5.51	6.27	9.16	9.39	10	10	5	5	2	2	1	2	0.050
HDFC HIF Dynamic Plan - Gr *	5.46	5.75	9.15	9.01	11	15	7	13	2	3	2	4	0.032
HSBC Flexi Debt Fund - Gr	3.48	5.05	7.69	8.74	20	21	18	14	4	4	4	4	0.015
ICICI Pru Dynamic Bond Fund - Gr *	7.49	8.09	9.11	9.21	2	2	9	9	1	1	2	3	0.099
ICICI Pru Income Opp. Fund - Gr *	6.32	7.40	8.99	9.18	6	5	11	10	2	1	2	3	0.114
IDBI Dynamic Bond Fund - Gr *	1.97	3.63	5.86	N.A.	23	23	22	-	4	4	4	-	-0.017

## Dynamic Bond Funds

Scheme Name	Annualised Returns %				Rank				Quartile (180 Days)	Quartile (1 year)	Quartile (3 years)	Quartile (5 years)	Sharpe Ratio
	180 Days	1 Year	3 Years	5 Years	180 Days	1 Year	3 Years	5 Years					
IDFC - All Seasons Bond Fund - Gr *	7.73	8.10	8.99	8.68	1	1	11	15	1	1	2	4	0.300
IDFC Dynamic Bond Fund - Regular Gr *	3.39	5.12	8.20	9.76	21	20	15	2	4	4	3	1	0.019
IIFL Dynamic Bond Fund - Gr *	6.44	6.08	N.A.	N.A.	4	13	-	-	1	3	-	-	0.034
L&T Flexi Bond Fund - Gr *	5.95	6.86	9.16	9.29	8	8	5	8	2	2	1	2	0.048
Reliance Dynamic Bond Fund - Gr *	4.72	5.57	8.53	9.44	15	17	13	4	3	3	3	1	0.023
SBI Dynamic Bond Fund - Gr *	4.19	5.57	7.14	9.13	17	17	19	11	3	3	4	3	0.027
Sundaram Flexible Fund FIP - Gr *	6.70	7.55	7.78	7.57	3	4	17	17	1	1	4	4	0.097
Tata Dynamic Bond Regular - Gr *	4.94	6.15	9.92	9.30	14	12	1	6	3	3	1	2	0.044
Taurus Dynamic Income Fund - Gr *	5.05	7.29	6.51	7.88	13	6	21	16	3	2	4	4	0.082
Union KBC Dynamic Bond Fund - Gr	3.66	4.70	7.03	N.A.	19	22	20	-	4	4	4	-	0.004
UTI Dynamic Bond Fund - Gr *	3.93	6.19	9.49	9.74	18	11	3	3	4	2	1	1	0.039
<b>Avg. of Dynamic Bond Funds</b>	<b>5.12</b>	<b>6.27</b>	<b>8.48</b>	<b>9.10</b>									
<b>Universe</b>	<b>23</b>	<b>23</b>	<b>22</b>	<b>17</b>									

## Accrual Funds

Scheme Name	Annualised Returns %				Rank				Quartile (180 Days)	Quartile (1 year)	Quartile (3 years)	Quartile (5 years)	Sharpe Ratio
	180 Days	1 Year	3 Years	5 Years	180 Days	1 Year	3 Years	5 Years					
Birla SL Corporate Bond Fund - Reg Gr	8.18	8.48	N.A.	N.A.	8	9	-	-	3	3	-	-	0.340
Birla Sun Life Medium Term Plan - Gr *	8.35	9.36	10.56	10.53	6	1	1	1	2	1	1	1	0.221
Birla Sun Life Short Term Opp Fund - Gr *	8.25	8.40	9.95	10.13	7	10	3	2	2	3	2	1	0.199
DSPBR Income Opportunities Fund - Gr *	9.15	9.33	9.68	9.28	2	2	4	6	1	1	2	3	0.369
Franklin India Income Opp Fund - Gr *	3.31	6.15	8.94	9.32	14	14	9	5	4	4	4	3	0.061
HDFC Corp Debt Opportunities Fund - Gr *	9.13	9.10	N.A.	N.A.	3	5	-	-	1	2	-	-	0.312
ICICI Prudential Regular Savings Fund - Gr *	6.02	7.66	8.85	9.04	13	13	10	9	4	4	4	4	0.197
Kotak Corporate Bond Fund - Gr *	7.64	8.04	8.54	N.A.	12	12	11	-	4	4	4	-	0.229
Kotak Income Opportunities Fund - Gr *	9.18	9.12	9.21	9.35	1	4	7	4	1	2	3	2	0.375
L&T Income Opportunities Fund - Gr *	8.17	8.84	8.96	9.12	9	6	8	8	3	2	3	4	0.352
Reliance Corporate Bond Fund - Gr *	7.72	8.31	N.A.	N.A.	11	11	-	-	4	4	-	-	0.191
Reliance Regular Savings Fund Debt - Gr *	8.49	8.67	9.28	9.28	5	7	6	6	2	2	3	3	0.382
SBI Corporate Bond Fund Reg - Gr *	8.50	9.28	10.30	10.06	4	3	2	3	2	1	1	2	0.387
UTI Income Opportunities Fund - Gr *	7.95	8.52	9.30	N.A.	10	8	5	-	3	3	2	-	0.289
<b>Avg. of Dynamic Bond Funds</b>	<b>7.86</b>	<b>8.52</b>	<b>9.42</b>	<b>9.57</b>									
<b>Universe</b>	<b>14</b>	<b>14</b>	<b>11</b>	<b>9</b>									

## Arbitrage Funds

Scheme Name	Annualised Returns %				Rank				Quartile (30 Days)	Quartile (90 Days)	Quartile (180 Days)	Quartile (1 years)	Sharpe Ratio
	30 Days	90 Days	180 Days	1 Year	30 Days	90 Days	180 Days	1 Year					
Axis Enhanced Arbitrage Fund - Reg Gr *	8.11	6.02	5.82	6.38	7	15	15	16	2	4	4	4	0.159
Birla SL Enhanced Arbitrage Fund - Gr *	8.78	6.48	5.85	6.62	2	7	13	11	1	2	4	3	0.142
DHFL Pramerica Arbitrage Fund - Gr *	7.30	5.89	6.23	6.98	13	16	5	3	4	4	2	1	0.129
Edelweiss Arbitrage Fund - Gr *	7.92	6.62	6.40	7.05	8	3	1	2	2	1	1	1	0.153
HDFC Arbitrage Fund - Retail Gr	7.06	6.27	6.13	6.81	16	10	8	8	4	3	2	2	0.149
ICICI Prudential Blended Fund Plan A - Gr	5.75	5.61	5.83	6.46	17	17	14	14	4	4	4	4	0.120
ICICI Prudential Equity Arbitrage Fund - Gr *	7.31	6.62	6.25	6.70	12	3	4	10	3	1	1	3	0.146
IDFC Arbitrage Fund - Regular Plan - Gr *	7.24	6.12	6.04	6.54	15	13	10	13	4	4	3	4	0.134
IDFC Arbitrage Plus Fund - Regular Gr *	8.87	6.06	5.13	5.85	1	14	17	17	1	4	4	4	0.079
Indiabulls Arbitrage Fund - Gr	8.40	6.65	6.35	7.25	4	2	2	1	1	1	1	1	0.312
JM Arbitrage Advantage Fund - Gr *	7.71	6.37	6.03	6.56	10	8	11	12	3	2	3	3	0.155
Kotak Equity Arbitrage Fund - Gr *	8.17	6.84	6.34	6.85	6	1	3	6	2	1	1	2	0.172
L&T Arbitrage Opportunities Fund - Gr *	8.19	6.53	6.21	6.90	5	6	6	4	2	2	2	1	0.130
Reliance Arbitrage Advantage Fund - Gr *	7.50	6.32	6.02	6.90	11	9	12	4	3	3	3	1	0.168
Religare Invesco Arbitrage Fund - Gr *	8.44	6.62	6.16	6.84	3	3	7	7	1	1	2	2	0.152
SBI Arbitrage Opportunities Fund - Gr *	7.30	6.16	5.72	6.42	13	12	16	15	4	3	4	4	0.149
UTI Spread Fund - Gr *	7.82	6.18	6.07	6.75	9	11	9	9	3	3	3	3	0.157
<b>Average of Arbitrage Funds</b>	<b>7.76</b>	<b>6.32</b>	<b>6.03</b>	<b>6.70</b>									
<b>Universe</b>	<b>17</b>	<b>17</b>	<b>17</b>	<b>17</b>									

## Short Term Gilt Funds

Scheme Name	Annualised Returns %				Rank				Quartile (90 Days)	Quartile (180 Days)	Quartile (1 year)	Quartile (3 years)
	90 Days	180 Days	1 Year	3 Years	90 Days	180 Days	1 Year	3 Years				
HDFC Gilt Fund ST-Gr *	9.88	9.56	9.30	8.43	5	2	2	7	3	1	1	4
ICICI Pru Gilt Fund Treasury PF *	31.04	14.37	11.95	5.15	1	1	1	9	1	1	1	4
ICICI Pru ST Gilt Regular Plan - Gr *	10.45	8.47	8.96	8.67	3	4	3	6	2	2	2	3
IDFC GSF Short Term Plan Reg - Gr *	9.05	8.47	8.70	10.72	6	4	5	2	3	2	3	1
SBI Magnum Gilt ST Gr *	9.99	8.74	8.93	10.25	4	3	4	4	2	2	2	2
Sundaram Gilt Fund Regular - Gr *	7.13	2.77	4.36	11.44	8	9	9	1	4	4	4	1
TATA Gilt Mid Term Fund Reg - Gr *	10.54	7.40	7.17	10.56	2	6	7	3	1	3	4	2
TATA Gilt Sec Short Maturity Reg - Gr *	7.67	7.16	7.72	8.68	7	7	6	5	4	4	3	3
UTI G Sec Short Term Plan - Gr	5.77	6.03	7.13	8.19	9	8	8	8	4	4	4	4
<b>Average of ST Gilt Funds</b>	<b>11.28</b>	<b>8.11</b>	<b>8.25</b>	<b>9.12</b>								
<b>Universe</b>	<b>9</b>	<b>9</b>	<b>9</b>	<b>9</b>								

## Long Term Gilt Funds

Scheme Name	Annualised Returns %				Rank				Quartile (180 Days)	Quartile (1 year)	Quartile (3 years)	Quartile (5 years)	Sharpe Ratio
	180 Days	1 Year	3 Years	5 Years	180 Days	1 Year	3 Years	5 Years					
Axis Constant Maturity 10 Year Fund - Gr *	6.33	6.36	7.00	N.A.	4	7	25	-	1	1	4	-	0.040
Baroda Pioneer Gilt Fund Gr *	6.10	6.41	8.83	9.73	5	5	13	6	1	1	2	2	0.043
Birla SL Constant Maturity 10Y Gilt - Gr *	7.22	7.40	6.56	6.95	2	1	26	23	1	1	4	4	0.057
Birla Sun Life Gilt Plus - PF- Gr *	5.08	6.32	9.51	10.21	11	9	4	3	2	2	1	1	0.029
Birla Sun Life Govt. Sec. Long Term - Gr *	5.01	5.86	8.55	9.18	12	16	17	9	2	3	3	2	0.022
Birla Sun Life Govt. Sec. Long Term - Gr *	4.60	6.15	N.A.	N.A.	17	11	-	-	3	2	-	-	0.031
Canara Robeco Gilt Pgs Gr	4.86	6.33	8.94	9.05	14	8	10	10	2	2	2	2	0.030
DHFL Pramerica Gilt Fund - Gr *	6.49	7.34	8.04	7.90	3	2	19	20	1	1	3	4	0.081
DSP BlackRock Gsec Fund - Gr *	4.86	5.65	7.26	7.14	14	20	24	22	2	3	4	4	0.028
Franklin India Gsec Composite Plan - Gr *	4.53	5.60	8.70	8.18	18	21	15	19	3	3	3	4	0.020
Franklin India Gsec Long Term Plan - Gr *	4.69	5.76	8.63	8.27	16	17	16	18	3	3	3	4	0.023
HDFC Gilt Fund LT-Gr *	6.01	6.37	8.92	8.74	7	6	12	14	1	1	2	3	0.037
ICICI Prudential Gilt Fund Inv-PF Op *	5.72	6.23	9.04	8.54	8	10	9	15	2	2	2	3	0.030
ICICI Prudential LT Gilt Fund - Gr *	5.10	6.00	8.15	8.42	10	13	18	16	2	2	3	3	0.025
IDBI Gilt Fund - Gr *	1.04	3.35	8.00	N.A.	27	28	20	-	4	4	4	-	-0.017
IDFC Gov Sec - Inv - Gr	3.08	4.85	8.73	10.07	25	23	14	5	4	4	3	1	0.013
IDFC GSF Provident Fund-Gr *	3.87	5.67	9.27	10.46	22	18	6	2	4	3	1	1	0.027
Indiabulls Gilt Fund - Gr	7.31	6.83	8.94	N.A.	1	4	10	-	1	1	2	-	0.046
JM GSec Regular Plan Gr	3.54	4.67	7.55	8.35	24	24	23	17	4	4	4	3	0.007
Kotak Gilts Investment - Gr *	5.12	5.67	7.56	8.97	9	18	22	11	2	3	4	2	0.023
L&T Gilt Fund - Gr *	6.03	7.06	11.15	10.64	6	3	1	1	1	1	1	1	0.044
Principal Government Securities Fund - Gr *	4.05	5.90	7.94	7.57	19	14	21	21	3	2	4	4	0.031
Reliance Gilt Securities Fund - Gr *	4.87	6.06	9.27	9.35	13	12	6	7	2	2	1	2	0.035
Religare Invesco Gilt Long Duration - Gr	2.40	3.70	N.A.	N.A.	26	27	-	-	4	4	-	-	-0.009
SBI Magnum Gilt LT Gr *	3.87	5.90	10.61	10.16	22	14	2	4	4	2	1	1	0.031
TATA Gilt Securities Fund Reg - Gr *	3.88	4.67	9.31	8.76	21	24	5	13	3	4	1	3	0.009
Tata Gilt Sec High Investment Plan - Gr	4.01	4.92	9.57	8.92	20	22	3	12	3	4	1	3	0.013
UTI Gilt Advantage Fund Long Term-Gr *	0.77	3.93	9.10	9.31	28	26	8	8	4	4	2	2	-0.005
<b>Average of LT Gilt Funds</b>	<b>4.66</b>	<b>5.75</b>	<b>8.66</b>	<b>8.91</b>									
<b>Universe</b>	<b>28</b>	<b>28</b>	<b>26</b>	<b>23</b>									

## Diversified Equity Funds

Scheme Name	1 Year					3 Years				
	Std. Deviation	Sharpe Ratio	Beta	Treynor Ratio	Alpha	Std. Deviation	Sharpe Ratio	Beta	Treynor Ratio	Alpha
Axis Equity Fund - Gr	4.64	-0.22	0.78	-1.33	-0.29	4.42	0.15	0.88	0.74	-0.24
Axis Focused 25 Fund - Gr	5.78	-0.16	0.95	-0.98	-0.01	4.62	0.14	0.90	0.72	-0.26
Axis Long Term Equity Fund - Gr	4.06	-0.25	0.65	-1.56	-0.39	4.26	0.36	0.82	1.87	0.71
Axis MidCap Fund - Gr	5.63	-0.22	0.92	-1.32	-0.33	5.94	0.22	1.14	1.17	0.19
Baroda Pioneer Elss 96	5.06	-0.27	0.86	-1.60	-0.54	4.70	0.16	0.95	0.80	-0.19
Baroda Pioneer Growth Fund - Growth Plan	4.63	-0.28	0.79	-1.67	-0.55	4.60	0.15	0.93	0.75	-0.24
Birla Sun Life Advantage Fund Gr	5.41	-0.15	0.90	-0.91	0.05	5.23	0.26	1.04	1.32	0.33
Birla Sun Life Dividend Yield Plus - Growth	5.20	-0.27	0.88	-1.59	-0.55	4.97	0.12	1.00	0.60	-0.41
Birla Sun Life Equity Fund - Gr	5.54	-0.15	0.93	-0.91	0.05	5.20	0.24	1.04	1.20	0.20
Birla Sun Life Frontline Equity Fund - Gr	4.76	-0.19	0.80	-1.14	-0.14	4.54	0.20	0.91	0.99	-0.02
Birla Sun Life India Opportunities Fund Plan B Gr	4.82	-0.06	0.74	-0.38	0.43	4.24	0.40	0.66	2.56	1.02
Birla Sun Life Midcap Fund - Gr	6.16	-0.10	1.05	-0.60	0.38	5.64	0.25	1.10	1.26	0.28
Birla Sun Life Pure Value Fund - Gr	6.60	-0.06	1.11	-0.39	0.64	6.98	0.27	1.24	1.52	0.63
Birla Sun Life Small and Midcap Fund - Gr	6.12	-0.05	1.02	-0.32	0.65	5.59	0.28	1.07	1.45	0.48
Birla Sun Life Special Situations Fund - Gr	6.27	-0.19	1.04	-1.14	-0.19	5.84	0.20	1.14	1.03	0.02
Birla Sun Life Tax Plan - Gr	4.76	-0.17	0.81	-1.01	-0.04	4.57	0.28	0.92	1.37	0.34
Birla Sun Life Tax Relief 96 Fund - Div	4.89	-0.16	0.83	-0.93	0.03	4.63	0.29	0.93	1.43	0.39
Birla Sun Life Top 100 Fund - Gr	4.83	-0.19	0.82	-1.12	-0.13	4.66	0.21	0.94	1.04	0.03
BNP Paribas Dividend Yield Fund- Gr	5.31	-0.18	0.88	-1.10	-0.12	4.56	0.22	0.89	1.12	0.10
BNP Paribas Equity Fund - Gr	5.27	-0.23	0.87	-1.38	-0.36	4.68	0.21	0.91	1.08	0.06
BNP Paribas Long Term Equity Fund - Gr	5.53	-0.19	0.91	-1.15	-0.16	4.77	0.24	0.93	1.23	0.21
BNP Paribas Midcap Fund - Gr	6.05	-0.08	1.00	-0.50	0.47	5.39	0.31	1.06	1.56	0.59
BOI AXA Equity Fund - Regular Plan Gr	4.86	-0.28	0.82	-1.63	-0.55	4.42	0.14	0.88	0.69	-0.28
BOI AXA Tax Advantage Fund - Regular - Growth	4.75	-0.29	0.80	-1.69	-0.58	4.33	0.19	0.86	0.96	-0.04
Canara Robeco Emerging Equities Fund - Gr	6.96	-0.09	1.16	-0.55	0.48	6.56	0.30	1.28	1.54	0.68
Canara Robeco Equity Diversified - Gr	6.19	-0.24	1.05	-1.41	-0.47	5.01	0.12	1.00	0.58	-0.43
Canara Robeco Equity Tax Saver Fund - Div	6.03	-0.21	1.03	-1.23	-0.27	5.06	0.14	1.01	0.73	-0.28
Canara Robeco Large Cap Plus Fund - Gr	5.13	-0.22	0.87	-1.29	-0.28	4.36	0.13	0.86	0.64	-0.31
DHFL Pramerica Diversified Equity Fund - Gr	5.35	-0.16	0.90	-0.97	0.00	NA	NA	NA	NA	NA
DHFL Pramerica Large Cap Fund - Gr	4.44	-0.20	0.74	-1.18	-0.16	4.29	0.19	0.83	1.00	0.00
DHFL Pramerica Midcap Opportunities Fund - Gr	5.52	-0.23	0.92	-1.37	-0.37	NA	NA	NA	NA	NA
DHFL Pramerica Tax Plan - Gr	4.59	-0.17	0.77	-1.02	-0.04	4.28	0.21	0.85	1.07	0.06
DSP BlackRock Equity Fund - Reg. Plan - Div	5.86	-0.20	0.99	-1.21	-0.24	5.48	0.16	1.11	0.81	-0.21
DSP BlackRock Focus 25 Fund - Gr	5.40	-0.20	0.89	-1.19	-0.20	4.78	0.19	0.94	0.95	-0.05
DSP BlackRock Micro Cap Fund - Gr	6.55	-0.02	1.09	-0.12	0.93	5.78	0.42	1.10	2.21	1.33
DSP BlackRock Opportunities Fund - Gr	6.11	-0.10	1.03	-0.62	0.35	4.80	0.22	0.96	1.10	0.09
DSP BlackRock Small and Mid Cap - Reg Gr	6.68	-0.08	1.11	-0.48	0.54	6.43	0.25	1.25	1.29	0.36
DSP BlackRock Tax Saver Fund - Gr	5.66	-0.12	0.96	-0.69	0.26	4.85	0.24	0.98	1.19	0.18
DSP BlackRock Top 100 Equity Fund Gr	5.52	-0.23	0.94	-1.34	-0.35	5.01	0.11	0.99	0.55	-0.45
Edelweiss Diversified Growth Equity Top 100 Fund - Gr	4.99	-0.23	0.82	-1.40	-0.36	4.38	0.17	0.85	0.87	-0.11
Edelweiss ELSS Fund - Gr	5.09	-0.20	0.85	-1.19	-0.19	4.36	0.21	0.85	1.08	0.06
Edelweiss Emerging Leaders Fund - Gr	7.94	-0.12	1.28	-0.77	0.25	5.76	0.21	1.07	1.14	0.14
Edelweiss Prudent Advantage Fund Plan A - Gr	4.18	-0.17	0.68	-1.02	-0.03	3.95	0.19	0.77	0.99	-0.02
Escorts Growth Plan G	6.16	-0.08	0.99	-0.51	0.45	5.31	0.26	1.03	1.33	0.33
Franklin India Bluechip Fund Gr	4.86	-0.15	0.80	-0.92	0.04	4.46	0.16	0.88	0.79	-0.19
Franklin India Flexi Cap Fund - Gr	4.52	-0.19	0.75	-1.15	-0.14	4.50	0.25	0.90	1.27	0.23
Franklin India High Growth Companies Fund - Gr	5.93	-0.18	0.98	-1.10	-0.13	5.34	0.28	1.05	1.42	0.44
Franklin India Opportunities Fund-Gr	5.56	-0.21	0.94	-1.22	-0.24	5.07	0.22	1.01	1.11	0.10
Franklin India Prima Fund Gr	4.90	-0.13	0.84	-0.75	0.18	4.97	0.33	0.98	1.70	0.67
Franklin India Prima Plus Gr	4.75	-0.14	0.80	-0.84	0.10	4.36	0.27	0.87	1.35	0.30
Franklin India Smaller Companies Fund - Gr	5.18	-0.10	0.88	-0.59	0.33	5.17	0.39	1.00	2.03	1.03
Franklin India Taxshield Gr	4.83	-0.15	0.81	-0.89	0.06	4.37	0.26	0.87	1.32	0.28
Goldman Sachs India Equity Fund - Gr	5.75	-0.21	0.97	-1.23	-0.26	5.25	0.21	1.05	1.07	0.06
HDFC Capital Builder-Gr	6.35	-0.10	1.06	-0.58	0.41	5.06	0.21	1.00	1.06	0.05
HDFC Core and Satellite Fund - Gr	7.72	-0.08	1.26	-0.50	0.59	6.78	0.14	1.31	0.70	-0.40
HDFC Equity Fund - Div	6.78	-0.20	1.13	-1.20	-0.27	6.05	0.13	1.21	0.66	-0.42
HDFC Growth Fund Gr	6.07	-0.14	1.02	-0.83	0.13	5.21	0.10	1.04	0.52	-0.50
HDFC Large Cap Fund - Gr	5.69	-0.22	0.94	-1.32	-0.33	4.53	0.05	0.88	0.28	-0.64
HDFC Long Term Advantage Fund - Gr	5.36	-0.16	0.89	-0.98	-0.01	4.71	0.17	0.92	0.88	-0.12
HDFC Mid Cap Opportunities Fund - Gr	5.43	-0.10	0.92	-0.61	0.32	5.06	0.32	0.99	1.64	0.63

## Diversified Equity Funds

Scheme Name	1 Year					3 Years				
	Std. Deviation	Sharpe Ratio	Beta	Treynor Ratio	Alpha	Std. Deviation	Sharpe Ratio	Beta	Treynor Ratio	Alpha
HDFC Premier Multi-Cap Fund - Gr	7.79	-0.17	1.28	-1.04	-0.10	6.56	0.11	1.29	0.53	-0.61
HDFC Small and Mid Cap Fund - Gr	6.26	-0.08	1.04	-0.46	0.53	4.67	0.22	0.91	1.13	0.12
HDFC Tax saver - Div	6.37	-0.22	1.06	-1.30	-0.35	5.79	0.14	1.15	0.73	-0.32
HDFC Top 200 Fund - Div	6.34	-0.20	1.06	-1.18	-0.23	5.76	0.11	1.15	0.57	-0.50
HSBC Dividend Yield Equity Fund - Gr	4.88	-0.24	0.82	-1.44	-0.39	4.63	0.12	0.92	0.59	-0.39
HSBC Dynamic Fund - Gr	4.12	-0.19	0.67	-1.17	-0.14	3.53	0.10	0.68	0.49	-0.35
HSBC Equity Fund - Gr	5.27	-0.19	0.88	-1.14	-0.15	4.74	0.10	0.94	0.52	-0.46
HSBC India Opportunities Fund - Gr	5.59	-0.18	0.93	-1.05	-0.08	5.03	0.22	1.01	1.12	0.11
HSBC Midcap Equity Fund - Gr	7.16	-0.08	1.15	-0.50	0.53	6.74	0.26	1.24	1.43	0.53
HSBC Tax Saver Equity Fund - Gr	5.75	-0.15	0.97	-0.90	0.07	5.32	0.17	1.06	0.85	-0.16
ICICI Prudential Dynamic Plan - Gr	5.07	-0.21	0.83	-1.30	-0.27	4.20	0.19	0.79	1.00	-0.01
ICICI Prudential Focused Bluechip Equity Fund - Gr	5.03	-0.21	0.86	-1.22	-0.21	4.41	0.17	0.88	0.85	-0.13
ICICI Prudential Long Term Equity Fund - Regular Gr	4.74	-0.20	0.79	-1.23	-0.21	4.64	0.24	0.90	1.22	0.19
ICICI Prudential MidCap Fund - Gr	5.97	-0.16	0.97	-1.00	-0.03	5.87	0.29	1.11	1.54	0.59
ICICI Prudential Multicap Fund - Gr	4.47	-0.16	0.74	-0.97	-0.01	4.40	0.23	0.88	1.16	0.13
ICICI Prudential R.I.G.H.T. Fund - Gr	4.69	-0.33	0.79	-1.94	-0.77	4.61	0.27	0.89	1.40	0.35
ICICI Prudential Select Large Cap Fund - Retail Gr	5.33	-0.23	0.88	-1.37	-0.35	4.65	0.14	0.91	0.73	-0.25
ICICI Prudential Top 100 Fund - Gr	4.86	-0.22	0.79	-1.37	-0.32	4.40	0.16	0.85	0.83	-0.15
ICICI Prudential Value Discovery Fund Gr	5.20	-0.17	0.88	-0.99	-0.02	5.28	0.29	1.03	1.49	0.49
IDBI Diversified Equity Fund - Gr	4.27	-0.20	0.71	-1.22	-0.18	NA	NA	NA	NA	NA
IDBI India Top 100 Equity Fund - Gr	4.55	-0.25	0.76	-1.52	-0.42	4.39	0.19	0.84	1.01	0.01
IDFC Classic Equity Fund - Regular Plan - Gr	5.36	-0.22	0.89	-1.34	-0.33	4.26	0.11	0.82	0.55	-0.37
IDFC Equity Fund - Regular Plan - Gr	4.67	-0.30	0.77	-1.81	-0.64	4.33	0.08	0.83	0.42	-0.49
IDFC Imperial Equity Fund - Regular Plan - Gr	4.72	-0.33	0.79	-1.99	-0.81	4.19	0.06	0.81	0.33	-0.56
IDFC Premier Equity Fund - Regular Plan - Gr	5.14	-0.22	0.85	-1.33	-0.31	4.81	0.27	0.93	1.37	0.34
IDFC Sterling Equity Fund - Regular Gr	5.95	-0.25	0.96	-1.54	-0.55	5.24	0.17	1.00	0.91	-0.09
IDFC Tax Advantage (ELSS) Fund - Regular Gr	5.55	-0.24	0.92	-1.44	-0.43	4.78	0.22	0.92	1.12	0.11
IDFC Tax Saver - Gr	4.20	-0.44	0.66	-2.80	-1.21	4.15	0.13	0.76	0.69	-0.24
IIFL India Growth Fund - Gr	4.77	-0.22	0.80	-1.30	-0.27	NA	NA	NA	NA	NA
Indiabulls Blue Chip Fund - Gr	5.75	-0.17	0.95	-1.00	-0.03	4.47	0.09	0.86	0.49	-0.44
JM Basic Fund - Growth Option	6.25	-0.18	1.05	-1.07	-0.11	6.58	0.14	1.28	0.73	-0.35
JM Core 11 Fund - Series 1 - Growth Option	7.40	-0.17	1.20	-1.03	-0.08	7.06	0.12	1.35	0.64	-0.50
JM Equity Fund Growth Option	4.52	-0.29	0.75	-1.72	-0.57	4.76	0.15	0.94	0.74	-0.25
JM Multi Strategy Fund - Growth Option	5.13	-0.26	0.84	-1.60	-0.53	5.56	0.17	1.09	0.85	-0.17
JM Tax Gain Fund - Growth Option	4.78	-0.26	0.79	-1.56	-0.47	5.41	0.19	1.05	0.98	-0.03
JP Morgan India Equity Fund - Gr	4.92	-0.21	0.83	-1.26	-0.24	4.53	0.19	0.90	0.94	-0.06
JP Morgan India Mid and Small Cap Fund - Gr	5.75	-0.17	0.97	-0.98	-0.02	5.89	0.30	1.15	1.55	0.63
JP Morgan India Tax Advantage Fund - Gr	4.96	-0.21	0.83	-1.25	-0.23	4.57	0.19	0.92	0.93	-0.07
JP Morgan India Top 100 Fund - Gr	4.65	-0.27	0.77	-1.63	-0.51	NA	NA	NA	NA	NA
Kotak 50 Equity Scheme Div	12.17	0.16	1.37	1.43	3.28	7.75	0.22	1.07	1.58	0.61
Kotak Classic Equity Fund - Gr	4.68	-0.28	0.77	-1.69	-0.56	4.07	0.12	0.79	0.62	-0.31
Kotak Emerging Equity Scheme - Gr	5.45	-0.12	0.92	-0.69	0.25	5.66	0.29	1.09	1.51	0.55
Kotak Midcap - Gr	6.00	-0.05	1.01	-0.28	0.70	5.77	0.26	1.14	1.34	0.38
Kotak Opportunities Fund - Gr	5.18	-0.18	0.88	-1.07	-0.09	4.59	0.22	0.92	1.08	0.06
Kotak Select Focus Fund - Gr	5.06	-0.14	0.86	-0.82	0.12	4.72	0.25	0.95	1.27	0.25
Kotak Tax Saver - Gr	5.28	-0.22	0.89	-1.29	-0.29	5.08	0.16	1.01	0.81	-0.20
L&T Business Cycles Fund - Gr	6.34	-0.21	1.08	-1.23	-0.28	NA	NA	NA	NA	NA
L&T Equity Fund - Gr	5.19	-0.24	0.88	-1.39	-0.37	4.70	0.19	0.95	0.95	-0.05
L&T India Large Cap Fund - Gr	5.00	-0.24	0.83	-1.43	-0.39	4.45	0.18	0.89	0.89	-0.10
L&T India Special Situations Fund - Gr	5.23	-0.22	0.88	-1.28	-0.28	4.73	0.19	0.96	0.95	-0.05
L&T India Value Fund - Gr	5.94	-0.06	1.00	-0.34	0.62	5.62	0.29	1.11	1.45	0.49
L&T Long Term Advantage Fund - Series I - Gr	5.72	-0.07	0.96	-0.42	0.53	4.59	0.23	0.90	1.17	0.15
L&T Midcap Fund - Gr	6.04	-0.12	1.00	-0.75	0.21	5.49	0.32	1.07	1.64	0.68
L&T Tax Advantage Fund - Gr	5.23	-0.16	0.88	-0.93	0.03	4.58	0.19	0.92	0.95	-0.06
L&T Tax Saver Fund - Growth	5.77	-0.07	0.96	-0.44	0.51	4.80	0.22	0.95	1.11	0.09
LIC Nomura Equity Fund Gr	5.93	-0.25	0.98	-1.54	-0.56	5.06	0.09	1.00	0.46	-0.55
LIC Nomura Growth Fund Gr	4.52	-0.32	0.75	-1.91	-0.70	4.12	0.15	0.77	0.82	-0.14
LIC NOMURA MF Mid Cap Fund - Gr	4.93	-0.21	0.81	-1.30	-0.27	NA	NA	NA	NA	NA
LIC Nomura Tax Plan Gr	5.05	-0.30	0.84	-1.81	-0.71	4.43	0.17	0.87	0.88	-0.11
Mirae Asset Emerging Bluechip Fund - Gr	5.01	-0.06	0.84	-0.38	0.49	4.88	0.39	0.96	2.01	0.96

## Diversified Equity Funds

Scheme Name	1 Year					3 Years				
	Std. Deviation	Sharpe Ratio	Beta	Treynor Ratio	Alpha	Std. Deviation	Sharpe Ratio	Beta	Treynor Ratio	Alpha
Mirae Asset India Opportunities Fund - Gr	5.23	-0.16	0.89	-0.91	0.05	4.59	0.24	0.93	1.20	0.18
Motilal Oswal MOST Focused 25 Fund - Gr	4.47	-0.30	0.70	-1.90	-0.65	NA	NA	NA	NA	NA
Motilal Oswal Most Focused Midcap 30 Fund - Gr	4.90	-0.13	0.75	-0.85	0.08	NA	NA	NA	NA	NA
Motilal Oswal MOST Focused Multicap 35 Fund - Gr	5.16	-0.13	0.81	-0.83	0.11	NA	NA	NA	NA	NA
Peerless Equity Fund - Gr	4.73	-0.17	0.78	-1.05	-0.07	3.81	0.13	0.73	0.66	-0.25
Principal Dividend Yield Fund - Gr	6.00	-0.17	1.01	-1.00	-0.03	5.24	0.09	1.05	0.45	-0.58
Principal Emerging Bluechip Fund - Gr	6.23	-0.14	1.06	-0.81	0.16	5.57	0.29	1.12	1.46	0.51
Principal Growth Fund Gr	6.26	-0.14	1.06	-0.83	0.15	5.39	0.19	1.08	0.96	-0.05
Principal Large Cap Fund - Gr	5.26	-0.21	0.89	-1.25	-0.26	4.59	0.16	0.92	0.78	-0.21
Principal Personal Tax Saver	5.32	-0.21	0.91	-1.25	-0.26	4.62	0.16	0.93	0.78	-0.21
Principal Tax Savings Fund	6.29	-0.14	1.06	-0.83	0.15	5.41	0.19	1.09	0.96	-0.05
Quantum Long Term Equity Fund - Gr	5.40	-0.08	0.88	-0.51	0.40	4.58	0.17	0.89	0.90	-0.09
Quantum Tax Saving Fund - Gr Plan	5.44	-0.09	0.89	-0.53	0.39	4.61	0.17	0.89	0.90	-0.10
Reliance Equity Linked Saving Fund - Series I - Gr	5.14	-0.33	0.84	-1.99	-0.87	4.87	0.14	0.94	0.70	-0.29
Reliance Equity Opportunities Fund - Gr	6.02	-0.25	1.01	-1.46	-0.50	5.34	0.17	1.05	0.85	-0.17
Reliance Focused Large Cap Fund - Gr	5.48	-0.24	0.92	-1.41	-0.41	4.73	0.16	0.94	0.81	-0.19
Reliance Growth Fund Gr	5.83	-0.21	0.97	-1.26	-0.29	5.32	0.18	1.04	0.92	-0.09
Reliance Mid & Small Cap Fund - Gr	6.36	-0.18	1.02	-1.13	-0.16	5.70	0.28	1.08	1.48	0.51
Reliance Quant Plus Fund - Gr	4.95	-0.29	0.82	-1.75	-0.65	4.42	0.08	0.87	0.40	-0.53
Reliance Regular Savings Fund Equity Plan - Gr	6.78	-0.15	1.14	-0.90	0.07	5.60	0.17	1.11	0.84	-0.18
Reliance Small Cap Fund - Gr	7.20	-0.04	1.15	-0.23	0.85	6.85	0.34	1.26	1.84	1.06
Reliance Tax Saver Fund - Gr	6.71	-0.22	1.10	-1.33	-0.41	6.90	0.23	1.34	1.18	0.23
Reliance Top 200 Fund - Gr	5.59	-0.22	0.95	-1.31	-0.33	5.09	0.18	1.02	0.90	-0.11
Reliance Vision Fund Gr	6.02	-0.20	1.00	-1.20	-0.24	6.09	0.19	1.19	0.96	-0.06
Religare Invesco Business Leaders Fund - Gr	4.88	-0.22	0.81	-1.30	-0.27	4.27	0.18	0.83	0.93	-0.06
Religare Invesco Contra Fund - Gr	5.92	-0.14	1.00	-0.85	0.12	5.64	0.24	1.13	1.17	0.19
Religare Invesco Dynamic Equity Fund - Gr	4.27	-0.28	0.70	-1.72	-0.53	3.83	0.17	0.71	0.90	-0.07
Religare Invesco Growth Fund - Gr	5.55	-0.21	0.93	-1.24	-0.25	4.55	0.20	0.90	1.01	0.00
Religare Invesco Mid N Small Cap Fund - Gr	5.39	-0.21	0.90	-1.28	-0.28	5.63	0.28	1.11	1.44	0.48
Religare Invesco Midcap Fund - Gr	5.35	-0.21	0.90	-1.27	-0.27	5.77	0.27	1.12	1.40	0.44
Religare Invesco Tax Plan - Gr	5.67	-0.17	0.96	-1.01	-0.04	4.99	0.24	1.00	1.19	0.19
Sahara Growth Fund Gr	6.37	-0.20	1.05	-1.23	-0.27	5.40	0.08	1.06	0.41	-0.63
Sahara Midcap Fund - Gr	7.21	-0.07	1.20	-0.41	0.67	6.26	0.23	1.17	1.23	0.26
Sahara Star Value Fund - Gr	8.46	-0.02	1.33	-0.10	1.15	7.66	0.17	1.37	0.93	-0.10
Sahara Super 20 Fund - Gr	5.09	-0.17	0.85	-1.04	-0.06	4.55	0.08	0.88	0.43	-0.51
Sahara Tax Gain Fund Gr	5.81	-0.13	0.96	-0.80	0.16	5.45	0.15	1.04	0.80	-0.22
Sahara Wealth Plus Fund Variable - Gr	5.89	-0.13	0.98	-0.79	0.17	4.86	0.23	0.94	1.19	0.18
SBI Blue Chip Fund - Gr	4.63	-0.13	0.78	-0.80	0.13	4.21	0.25	0.84	1.23	0.19
SBI Contra Fund - Regular Div	5.13	-0.21	0.86	-1.25	-0.24	4.57	0.13	0.91	0.67	-0.31
SBI Emerging Businesses Fund - Regular Plan - Gr	4.34	-0.14	0.69	-0.89	0.05	4.40	0.22	0.80	1.18	0.14
SBI Magnum Equity Fund - Gr	5.03	-0.15	0.84	-0.91	0.05	4.42	0.17	0.87	0.88	-0.11
SBI Magnum Global Fund - Div	4.03	-0.26	0.66	-1.57	-0.40	4.32	0.33	0.80	1.76	0.61
SBI Magnum MidCap Fund - Gr	5.38	-0.06	0.90	-0.38	0.53	4.95	0.39	0.92	2.12	1.02
SBI Magnum Multicap Fund - Gr	5.78	-0.05	0.98	-0.33	0.63	4.78	0.26	0.96	1.29	0.27
SBI Magnum Multiplier Plus - Div	5.32	-0.14	0.89	-0.84	0.11	4.61	0.26	0.92	1.31	0.28
SBI Magnum Tax Gain Fund - Div	5.16	-0.22	0.86	-1.34	-0.32	4.67	0.21	0.93	1.04	0.03
SBI Small & Midcap Fund - Gr	5.88	0.05	0.86	0.31	1.10	5.49	0.41	0.90	2.51	1.35
SBI Tax Advantage Fund Series I - Gr	5.33	-0.24	0.89	-1.46	-0.44	5.11	0.24	0.97	1.25	0.24
Sundaram Equity Multiplier Fund - Gr	3.97	-0.22	0.66	-1.34	-0.25	4.35	0.20	0.86	1.04	0.03
Sundaram Growth Fund Gr	6.04	-0.35	0.97	-2.16	-1.16	5.15	0.02	1.01	0.10	-0.92
Sundaram Rural India Fund - Gr	5.45	-0.02	0.92	-0.12	0.77	4.69	0.22	0.93	1.11	0.10
Sundaram S.M.I.L.E. Fund - Gr	7.93	-0.15	1.31	-0.89	0.10	7.54	0.27	1.42	1.41	0.58
Sundaram Select Focus - Gr	4.41	-0.26	0.74	-1.53	-0.42	4.50	0.10	0.88	0.53	-0.42
Sundaram Select MidCap - Gr	6.32	-0.09	1.07	-0.50	0.50	5.81	0.29	1.13	1.49	0.54
Sundaram Tax Saver - Div	6.29	-0.14	1.07	-0.83	0.14	5.08	0.15	1.02	0.73	-0.28
Tata Dividend Yield Fund - Gr	5.25	-0.18	0.89	-1.08	-0.11	4.30	0.19	0.86	0.97	-0.03
Tata Equity Opportunities Fund - Gr	5.85	-0.15	0.99	-0.90	0.07	4.57	0.22	0.92	1.10	0.08
Tata Equity P/E Fund Gr	6.33	-0.19	1.05	-1.11	-0.16	5.88	0.21	1.16	1.06	0.06
Tata India Tax Savings Fund Regular Plan - Div	10.25	0.10	1.62	0.60	2.54	6.46	0.25	1.13	1.46	0.51
Tata Large Cap Fund - Gr	5.01	-0.19	0.85	-1.11	-0.12	4.09	0.16	0.81	0.81	-0.16



## Diversified Equity Funds

Scheme Name	1 Year					3 Years				
	Std. Deviation	Sharpe Ratio	Beta	Treynor Ratio	Alpha	Std. Deviation	Sharpe Ratio	Beta	Treynor Ratio	Alpha
Tata Mid Cap Growth Fund - Gr	6.28	-0.17	1.05	-1.03	-0.07	5.75	0.31	1.12	1.57	0.63
Tata Retirement Savings Fund - Progressive Plan - Gr	5.92	-0.15	0.99	-0.90	0.06	4.77	0.18	0.95	0.92	-0.08
Taurus Bonanza Fund Gr	5.38	-0.27	0.91	-1.61	-0.59	4.91	0.10	0.98	0.50	-0.50
Taurus Discovery Fund - Gr	6.29	-0.19	1.06	-1.11	-0.15	6.13	0.20	1.21	1.00	-0.01
Taurus Starshare Growth	6.31	-0.24	1.06	-1.43	-0.49	5.30	0.11	1.06	0.57	-0.47
Taurus Tax Shield - Gr	5.45	-0.25	0.92	-1.46	-0.46	4.92	0.10	0.98	0.52	-0.48
Templeton India Growth Fund Gr	5.62	-0.13	0.94	-0.80	0.15	5.22	0.14	1.04	0.69	-0.33
Union KBC Equity Fund - Gr	5.05	-0.33	0.85	-2.00	-0.87	4.56	0.08	0.91	0.38	-0.57
Union KBC Small and Midcap Fund - Gr	5.93	-0.19	0.98	-1.16	-0.19	NA	NA	NA	NA	NA
Union KBC Tax Saver Scheme - Gr	5.20	-0.28	0.87	-1.69	-0.63	4.60	0.12	0.92	0.60	-0.37
UTI Bluechip Flexicap Fund - Gr	4.78	-0.27	0.80	-1.64	-0.54	4.37	0.13	0.86	0.66	-0.30
UTI Dividend Yield Fund. - Gr	5.49	-0.21	0.93	-1.23	-0.24	4.76	0.09	0.96	0.47	-0.51
UTI Equity Fund - Gr	4.79	-0.21	0.81	-1.24	-0.22	4.42	0.20	0.89	1.00	-0.01
UTI Long Term Advantage Fund I - Gr	5.76	-0.18	0.98	-1.04	-0.07	4.80	0.14	0.97	0.68	-0.31
UTI Long Term Advantage Fund II - Gr	5.77	-0.17	0.98	-1.02	-0.05	4.79	0.15	0.97	0.73	-0.27
UTI Long Term Equity Fund (Tax Saving) - Div	5.60	-0.21	0.95	-1.22	-0.24	4.62	0.14	0.93	0.67	-0.31
UTI Master Equity Plan Unit Scheme	5.74	-0.16	0.98	-0.95	0.02	4.78	0.13	0.96	0.65	-0.34
UTI Master Share - Div	4.95	-0.26	0.83	-1.53	-0.47	4.47	0.15	0.89	0.75	-0.22
UTI Mid Cap Fund - Div	5.14	-0.17	0.86	-1.03	-0.05	5.48	0.37	1.04	1.92	0.95
UTI Multi Cap Fund - Gr	4.85	-0.22	0.82	-1.30	-0.28	NA	NA	NA	NA	NA
UTI Opportunities Fund - Gr	5.10	-0.28	0.85	-1.67	-0.60	4.59	0.13	0.91	0.64	-0.34
UTI Top 100 Fund - Div	4.99	-0.26	0.84	-1.52	-0.47	4.33	0.16	0.86	0.82	-0.16
UTI Wealth Builder Fund - Series II - Gr	3.11	-0.33	0.50	-2.03	-0.53	3.00	0.01	0.54	0.06	-0.52
<b>Average of Diversified Equity Schemes</b>	<b>5.54</b>	<b>-0.18</b>	<b>0.92</b>	<b>-1.09</b>	<b>-0.08</b>	<b>5.02</b>	<b>0.20</b>	<b>0.98</b>	<b>1.02</b>	<b>0.03</b>

## Note:

- 1) Monthly returns are used to analyse the above funds. For the purpose of calculating Beta, mean of diversified equity schemes is taken as a benchmark rate and FD rates (Fixed - 7%) is taken as risk free rate of return.
- 2) Here, Standard Deviation (S.D.) suggests the deviation of returns from mean whereas Beta is the sensitivity of the returns of the fund relative to benchmark.
- 3) Sharpe ratio gives the Risk adjusted Returns based on Total Risk (S.D.) and Treynor Ratio gives the Risk adjusted Returns based on Market Risk (Beta). Alpha is the superior returns earned by the fund manager than the returns from the benchmark.
- 4) In all 3 measures, Sharpe - Treynor - Alpha, higher score means better fund. Quartiles have been calculated based on all 3 measures. First Quartile represents best performing funds (Top 25%) and Forth Quartile represents relatively worst performing funds.

## Balance Funds

Scheme Name	1 Year					3 Years				
	Std. Deviation	Sharpe Ratio	Beta	Treynor Ratio	Alpha	Std. Deviation	Sharpe Ratio	Beta	Treynor Ratio	Alpha
Birla Sun Life Balanced 95 Fund - Gr	3.94	-0.17	0.96	-0.68	0.03	3.69	0.24	1.05	0.86	0.19
Birla Sun Life Dynamic Asset Allocation Fund - Gr	4.34	-0.09	1.04	-0.37	0.35	3.52	0.12	0.98	0.44	-0.24
Canara Robeco Balance Fund - Div	5.18	-0.16	1.25	-0.65	0.07	4.37	0.18	1.22	0.66	-0.03
DHFL Pramerica Balance Advantage Fund - Gr	4.63	-0.23	1.12	-0.94	-0.26	4.32	0.16	1.20	0.58	-0.13
DSP BlackRock Balance Fund - Gr	4.31	-0.13	1.04	-0.53	0.18	3.88	0.20	1.09	0.73	0.05
Franklin India Balance Fund Gr	3.54	-0.15	0.86	-0.61	0.08	3.49	0.28	0.97	1.01	0.31
Franklin India Pension Plan Gr	2.42	-0.15	0.58	-0.62	0.05	2.45	0.23	0.66	0.86	0.12
HDFC Balance Fund Gr	4.10	-0.14	1.00	-0.59	0.11	3.74	0.28	1.04	1.02	0.34
HDFC Children Gift Investment	3.90	-0.18	0.95	-0.73	-0.02	3.29	0.29	0.91	1.04	0.32
HDFC Children Gift Savings	1.47	-0.15	0.34	-0.67	0.01	1.48	0.25	0.39	0.95	0.10
HDFC Prudence Fund - Gr.	5.36	-0.18	1.29	-0.75	-0.06	5.12	0.16	1.41	0.59	-0.13
ICICI Prudential Balanced Fund - Regular Gr	3.99	-0.18	0.97	-0.74	-0.03	3.56	0.24	1.00	0.87	0.18
ICICI Prudential Child Care Plan-Gift Plan	4.10	-0.21	0.99	-0.87	-0.16	4.61	0.21	1.22	0.79	0.13
ICICI Prudential Moderate Plan	2.59	-0.22	0.60	-0.96	-0.15	2.78	0.12	0.74	0.43	-0.19
JM Balanced Fund Gr - Growth Option	3.66	-0.28	0.88	-1.15	-0.39	4.37	0.18	1.15	0.70	0.02
Kotak Balance - Div	4.30	-0.17	1.04	-0.71	0.00	3.39	0.12	0.93	0.43	-0.24
L&T India Prudence Fund - Gr	3.85	-0.13	0.93	-0.55	0.15	3.53	0.31	0.99	1.09	0.41



## Balance Funds

Scheme Name	1 Year					3 Years				
	Std. Deviation	Sharpe Ratio	Beta	Treynor Ratio	Alpha	Std. Deviation	Sharpe Ratio	Beta	Treynor Ratio	Alpha
LIC Nomura Balance Fund - Gr	4.99	-0.31	1.20	-1.28	-0.68	3.79	0.07	1.01	0.26	-0.43
LIC Nomura MF Chidrens Fund - Gr	3.79	-0.15	0.88	-0.65	0.05	3.02	0.16	0.80	0.61	-0.06
LIC Nomura Unit Linked Insurance Scheme	3.55	-0.34	0.85	-1.43	-0.62	3.15	0.11	0.84	0.40	-0.23
Principal Balance Fund - Gr	4.54	-0.15	1.10	-0.61	0.11	3.88	0.17	1.09	0.60	-0.09
Reliance Regular Savings Fund Balance Plan - Gr	4.32	-0.11	1.04	-0.45	0.27	4.15	0.22	1.15	0.80	0.13
SBI Magnum Balance Fund - Div	3.37	-0.16	0.82	-0.68	0.03	3.29	0.31	0.90	1.13	0.40
SBI Magnum Children Benefit Plan	2.49	0.00	0.57	0.00	0.41	2.82	0.21	0.73	0.81	0.09
Sundaram Balanced Fund Gr	3.26	-0.34	0.79	-1.39	-0.53	3.23	0.05	0.89	0.17	-0.45
Tata Balanced Fund - Regular Plan - Gr	4.08	-0.22	0.98	-0.89	-0.18	3.83	0.27	1.07	0.98	0.31
Tata Young Citizen Fund (after 7 years)	2.68	-0.27	0.64	-1.14	-0.27	2.44	0.18	0.67	0.65	-0.02
UTI Balance Fund Div	4.08	-0.20	1.00	-0.84	-0.13	3.56	0.14	1.00	0.50	-0.19
UTI Childrens Career Balanced Plan-Gr	2.27	-0.15	0.55	-0.61	0.05	3.50	0.17	0.76	0.77	0.07
UTI Childrens Career Plan Advantage Fund - Gr	5.16	-0.22	1.26	-0.92	-0.26	4.68	0.15	1.32	0.54	-0.19



Editor  
Abhishek Dubey

Research & Content  
Viral Shah, Dhaval Patel

Creative Director  
Samanvay Maniar

Graphic Design by  
Pallav Desai

For any suggestions/feedbacks please mail us at: [publications@njgroup.in](mailto:publications@njgroup.in)





FINANCIAL  
PRODUCTS  
DISTRIBUTORS  
NETWORK

Regd. Office: NJ India Invest Pvt. Ltd., Block No. 901 & 902, 6th Floor, 'B' Tower, Udhna Udyog Nagar Sangh Commercial Complex, Central Road No. 10, Udhna, Surat - 394 210, Gujarat. Phone: 91 261 3985500. Website: www.njwealth.in  
CIN: U67120GJ2000PTC037674 SEBI Reg. No. BSE - INB011360535 | NSE - INB231360539

<b>ANDHRA PRADESH</b> : VJAYWADA : 0866-3241991, VISHAKAPATNAM : 0891-3260600	<b>MUMBAI</b> - Andheri : 022-69000320, Borivali : 022-69000698, Dadar : 022-69001112, Fort : 022-67492561, Ghatkopar : 022-69000721, Kalyan : 0251-6520289, Malad : 022-65300518, Mulund : 022-65300429, Thane : 022-39314300, Vashi : 022-65700813, SANGLI : 0233-3201225, NAGPUR : 0712-6520104, NASIK : 0253-3201446, BULDANA (EXPRESS) : 09823952007, PUNE - Erandwane : 020-69400041, Pimpri : 020-32941772, Camp : 020-65200283
<b>BIHAR</b> : PATNA : 0612-3249001	<b>NEW DELHI (NCR)</b> : NEW DELHI - Jhandewalan Extension : 011-30924100, Janakpuri : 011-41072038
<b>CHANDIGARH</b> : CHANDIGARH : 0172-3930511	<b>ORISSA</b> : BHUBANESWAR : 0674-3261103
<b>CHHATTISGARH</b> : BILAI : 0788-3202228, RAIPUR : 0771-6510008	<b>PUNJAB</b> : AMBALA : 0171-3245300, AMRITSAR : 0183-6900242, JALANDHAR : 0181-3244329, LUDHIANA : 0161-3222896
<b>GOA</b> : PANJIM : 0832-6510237	<b>RAJASTHAN</b> : AJMER : 09214200116, SRIGANGANAGAR (EXPRESS) : 09828163881, JAIPUR : 0141-6450912, UDAIPUR : 0294-3204257, JODHPUR (EXPRESS) : 09414412111
<b>GUJARAT</b> : AHMEDABAD - C. G. Road : 079-30042840, Naranpura : 079-27490155, Maninagar : 079-65150028, ANAND : 02692-259433, BARODA : 0265-3006626, BHARUCH : 02642-650118, BHAYNAGAR : 0278-6540003, BHUJ : 02832-325559, GANDHINAGAR : 079-32503010, HIMMATNAGAR : 02772-324456, JAMNAGAR : 0288-3292891, JUNAGADH : 09228000119, MEHSANA : 02762-695000, NADIAD : 0268-3293228, NAVSARI : 02637-308178, PALANPUR : 09228000114, PATAN : 02766-326640, PORBANDAR : 09228000184, RAJKOT : 0281-3916334, SURAT - Majuragate : 0261-6716100, Adajan : 0261-6900990, VALSAD : 02632-320520, VAPI : 0260-6900030	<b>TAMIL NADU</b> : CHENNAI - Nugambakkam : 044-64520002, Adyar : 044-32018907, COIMBATORE : 0422-3261142, TRICHY : 0431-3258022
<b>HARYANA</b> : FARIDABAD : 0129-6540008, GURGAON : 0124-4013907, PANIPAT (EXPRESS) : 09355541999	<b>TELANGANA</b> : HYDERABAD - Secunderabad : 040-64560082, Dilsukhnagar : 040-65080019, Kukatpally : 040-69400220, Somajiguda : 040-69000230
<b>JHARKHAND</b> : JAMSHEDPUR : 0657-6999012, RANCHI : 0651-3244044	<b>UTTAR PRADESH</b> : AGRA : 0562-3277488, ALLAHABAD : 0532-6450008, GHAZIABAD : 120-6540260, KANPUR : 0512-6500249, LUCKNOW : 0522-6050003, MORADABAD : 0591-3244774, NOIDA : 0120-6540472
<b>KARNATAKA</b> : BANGALORE - Dickenson Road : 080-65691308, Malleshwaram : 080-41553032, Jayanagar : 080-69000945, HUBLI : 0836-3246611, MYSORE : 0821-3200018	<b>UTTARANCHAL</b> : DEHRADUN : 0135-6500173
<b>KERALA</b> : COCHIN : 0484-3253939	<b>WEST BENGAL</b> : DURGAPUR : 0343-3201515, KOLKATA - Beck Bagan Row : 033-30924700, Dalhouse : 09230700921, Howrah : 09230700933, Rashbehari : 09230700930
<b>MADHYA PRADESH</b> : BHOPAL : 0755-3296663, GWALIOR : 0751-6510304, INDORE : 0731-3956708, RATLAM : 07412-327766, JABALPUR : 0761-6450133	
<b>MAHARASHTRA</b> : AURANGABAD : 0240-3201911, KOLHAPUR : 0231-3240017,	

You can send in your queries and feedback at [publications@njgroup.in](mailto:publications@njgroup.in) mentioning your name & city.

**Disclaimer:** This booklet named "Fundz Watch" prepared by NJ India Invest Pvt. Ltd. (the "Fundz Watch") is not for sale and is only for private circulation. This Fundz Watch is for reading & assistance purpose only and is not intended to be and must not be taken as the basis for any investment decision. Nothing in this Fundz Watch should be construed as investment or financial advice, and/or as an advice to buy or sell or solicitation to buy or sell the mutual funds / schemes covered in this Fundz Watch. The intent of this Fundz Watch is not in recommendatory nature. NJ India Invest Pvt. Ltd. has taken due care & caution in compilation of this fact sheet with the information being obtained from various sources. However, the fact sheet takes no responsibility or liability, expressed or implied, whatsoever for any investment decisions made or taken by the readers of this fact sheet based on its contents thereof. The readers are strongly advised to exercise due caution and/or verify the contents and/or seek independent professional advice before making any investment or any other decision based on any content, information, analysis, statements, opinions expressed or implied, in this Fundz Watch. The Fundz Watch does not make any guarantees or warranties whatsoever, expressed or implied, regarding the completeness, timeliness, accuracy, adequacy, fullness, reliability, functionality, and/or the reliability of the information, statistics, statements, opinions and materials contained or expressed in this Fundz Watch or the results obtained, direct or consequential, from the use of such information, statistics, statements, opinions and materials. Mutual Fund investments are subject to the market risks. The readers should read the offer document carefully before making any investment decisions. The past performance is for indicative purpose only and is not necessarily a guide to the future performance of the funds. Reproduction of this publication in any form or medium by any means without prior written permission of the publishers is strictly prohibited. All disputes shall be subject to Surat Jurisdiction only. All rights reserved.